

Rankings Update

2020 Editions
September 25, 2019



WILLIAM & MARY

CHARTERED 1693

U.S. NEWS & WORLD REPORT NATIONAL UNIVERSITY RANKING

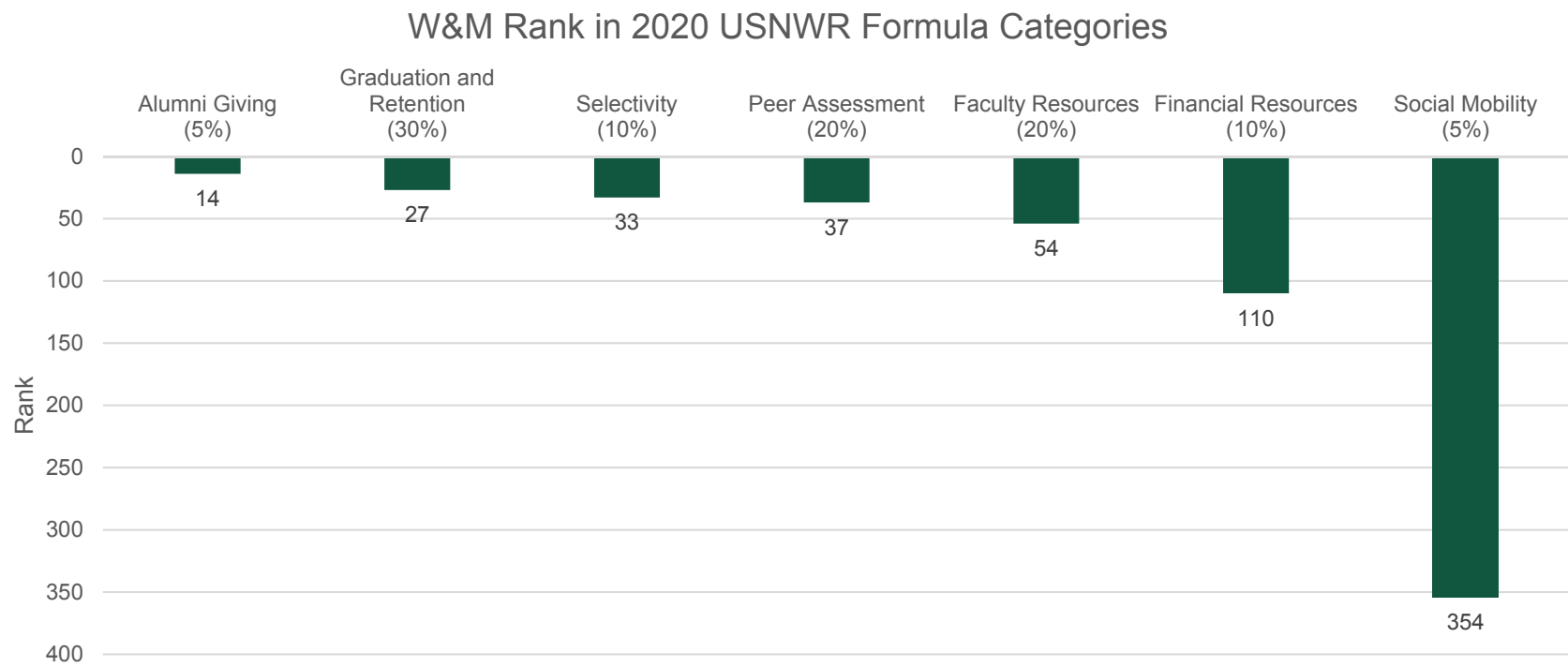


Key Takeaways

- W&M ranked 40th-tie in 2020 (38th-tie in 2019)
- Recent USNWR formula changes:
 - Deemphasized some of W&M's strengths (graduation rate, retention rate, HS counselor rating)
 - Added metrics in areas needing improvement (Pell enrollment)

USNWR Formula Categories and Weights		2018	2019	2020
Outcomes		30%	35%	35%
○ Six-year graduation rate		18%	17.6%	17.6%
○ Graduation rate performance (actual vs. USNWR predicted rate)		7.5%	8%	8%
○ Freshman retention rate		4.5%	4.4%	4.4%
○ Pell Grant graduation rate*	*Metrics are adjusted by the proportion of Pell Students		2.5%	2.5%
○ Graduation rate comparison (Pell vs. general)*			2.5%	
○ Pell Grant graduate rate performance				2.5%
Faculty Resources		20%	20%	20%
○ Class size index		8%	8%	8%
○ Faculty salary		7%	7%	7%
○ Professors with terminal degree		3%	3%	3%
○ Student-to-faculty ratio		1%	1%	1%
○ Proportion of FT faculty		1%	1%	1%
Expert Opinion		22.5%	20%	20%
○ Peer assessment survey (presidents, provosts, dean of admissions)		15%	15%	20%
○ HS counselor assessment survey		7.5%	5%	0%
Student Selectivity		12.5%	10%	10%
○ SAT/ACT scores		8.1%	7.75%	7.75%
○ Freshmen in top 10% of HS class		3.1%	2.25%	2.25%
○ Acceptance rate		1.3%	0%	
Financial Resources (educ. spending per student, 2-yr. avg.)		10%	10%	10%
Alumni Giving Rate (2-yr. avg.)		5%	5%	5%

W&M's Standing Differs by Category

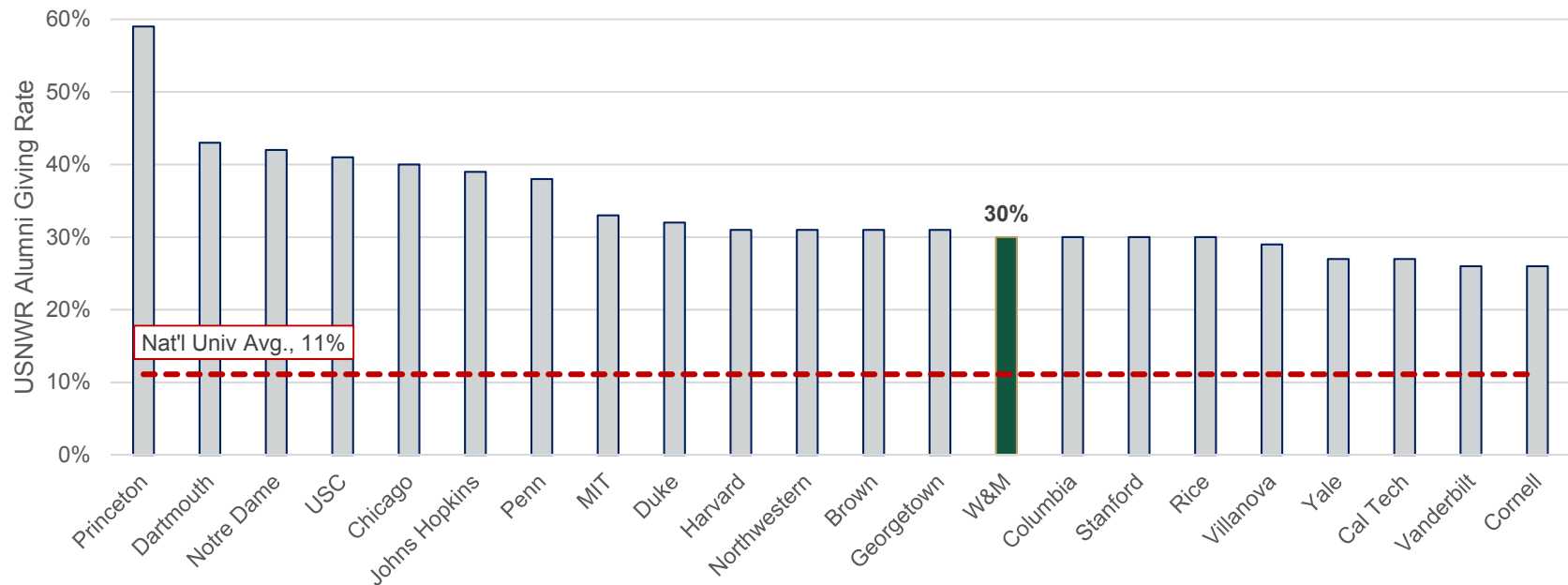


USNWR Highlights

- 5th for Undergraduate Teaching
- 13th for Undergraduate Research
- 14th for Alumni Giving
 - Up from 29th in 2015

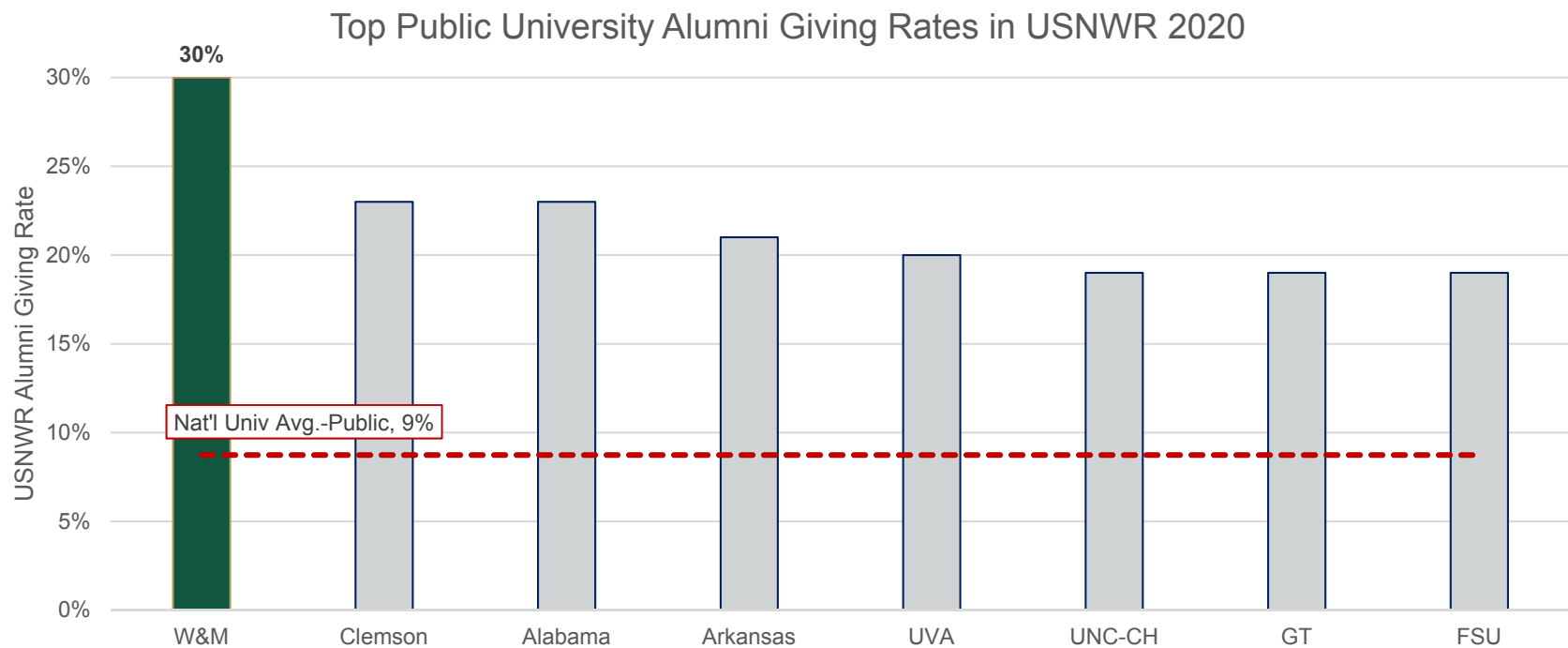
W&M's Alumni Are Among the Most Generous

Top Alumni Giving Rates in USNWR 2020



Note: USNWR's reported rate is the two-year average of FY17 and FY18.

W&M's Alumni Are Unrivaled Among Public Univ.



Note: USNWR's reported rate is the two-year average of FY17 and FY18.

WALL STREET JOURNAL/ TIMES HIGHER EDUCATION



Key Takeaways

- W&M ranked 79th of 801 U.S. institutions (top 10%)
 - W&M ranked 20th of 209 institutions in the South region (top 10%)
- Highest scoring areas remain graduation rate, student recommendation, student engagement, and student interaction.
- Lower scoring areas remain student inclusion, subject breadth, faculty diversity, and papers per faculty.

WSJ Formula Categories and Weights	Weight	2018	2019	2020
Outcomes	40%	75.1	79.0	75.4
○ Value added to graduate salary	12%	63.4	71.6	65.1
○ Graduation rate	11%	96.4	96.8	95.9
○ Academic reputation (THE survey)	10%	79.5	70.1	62.7
○ Value added to loan default	7%	55.6	76.3	78.9
Resources	30%	59.5	60.2	61.8
○ Finances per student	11%	66.8	69.4	70.3
○ Faculty per student	11%	63.5	62.3	65.7
○ Research papers per faculty (Elsevier bibliographic dataset)	8%	43.8	44.7	44.6
Engagement	20%	77.8	76.5	76.1
○ Student engagement (THE survey)	7%	87.0	85.5	85.4
○ Student recommendation (THE survey)	6%	87.9	87.3	85.1
○ Interactions with teachers and students (THE survey)	4%	85.4	85.5	85.1
○ Subject breadth	3%	25.9	21.9	24.3
Environment	10%	45.1	46.3	47.0
○ Student diversity	3%	70.8	68.4	67.2
○ Faculty diversity	3%	38.1	42.0	42.8
○ Proportion of international students	2%	57.9	61.5	64.9
○ Student inclusion	2%	4.1	4.3	5.2

W&M Score in WSJ

Black Dot = W&M

5th-95th pctl. range = line

25th-75th pctl. range = box

Median = line within box

