

Career Success Report

2017 - 18 ACADEMIC YEAR

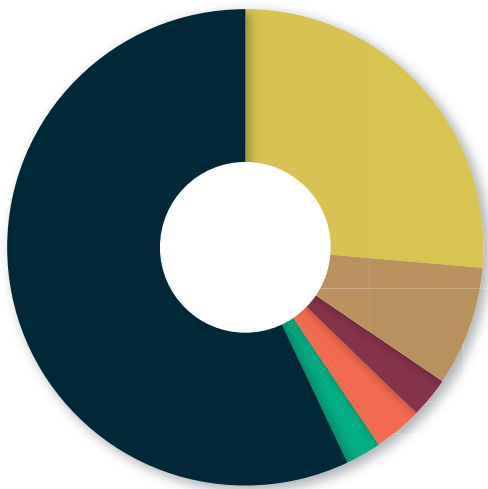


WILLIAM & MARY
COHEN CAREER CENTER

First Destination Report

Class of 2017 Undergraduates

83.4% of the class of 2017 survey respondents reported they are employed full-time or attending graduate or professional school within 6 months of graduation.



57.07%
EMPLOYED FULL-TIME

8.12%
JOB SEEKING

2.41%
PURSUING GRAD SCHOOL

3.30%
WORKING PART-TIME

26.37%
ATTENDING GRAD SCHOOL

2.73%
OTHER
(Neither job seeking, going to grad school, nor working)

#19

BEST CAREER SERVICES
by Princeton Review

#7

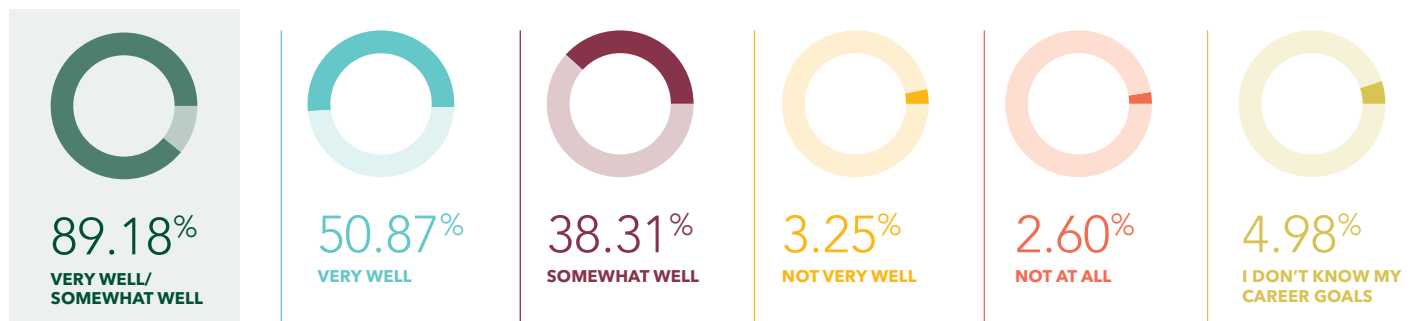
BEST SCHOOLS FOR INTERNSHIPS
by Princeton Review

(n=1,679 surveyed. Knowledge rate of 74.1%)

The Cohen Career Center's data collection for student career outcomes, reflected in this report, adheres to the standards and guiding principles established by the National Association of Colleges and Employers.

Franek, R., Soto, D., Koch, S., & Aliperti, P (2019). *The Best 384 Colleges, 2019 Edition*. Authors: Princeton Review and Robert Franek. New York: Random House Press.

89.18% of those working reported their career interests align very well/somewhat well with their work. 461 graduates responded to this question.



Top Industries (Alphabetical)

Accounting

\$55,687

AVERAGE INCOME



Banking

\$64,714

AVERAGE INCOME



Communications/ Media

\$36,073

AVERAGE INCOME



Computers

\$78,671

AVERAGE INCOME



Consulting

\$68,161

AVERAGE INCOME



Education

\$32,304

AVERAGE INCOME



Financial Services

\$69,468

AVERAGE INCOME



Government/Public Administration

\$49,777

AVERAGE INCOME



Health Care

\$30,494

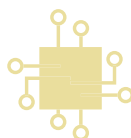
AVERAGE INCOME



High Tech/Information Technology

\$79,055

AVERAGE INCOME



International Affairs & Development

\$43,633

AVERAGE INCOME



Law

\$43,320

AVERAGE INCOME



Museums & Libraries

\$28,873

AVERAGE INCOME



Non-Profit

\$32,624

AVERAGE INCOME



Sciences

\$35,714

AVERAGE INCOME



Top Employers

Employers who hired 4 or more members of the undergraduate class of 2017. Survey respondents report being hired by 525 unique employers.

accenture



Booz | Allen | Hamilton

CapitalOne

Deloitte.



Grant Thornton



MERKLE

Microsoft




Graduate School Enrollment

26.37% of the undergraduate class of 2017 matriculated to graduate school attending 132 distinct graduate programs as degree-seeking students.

The most represented schools are:

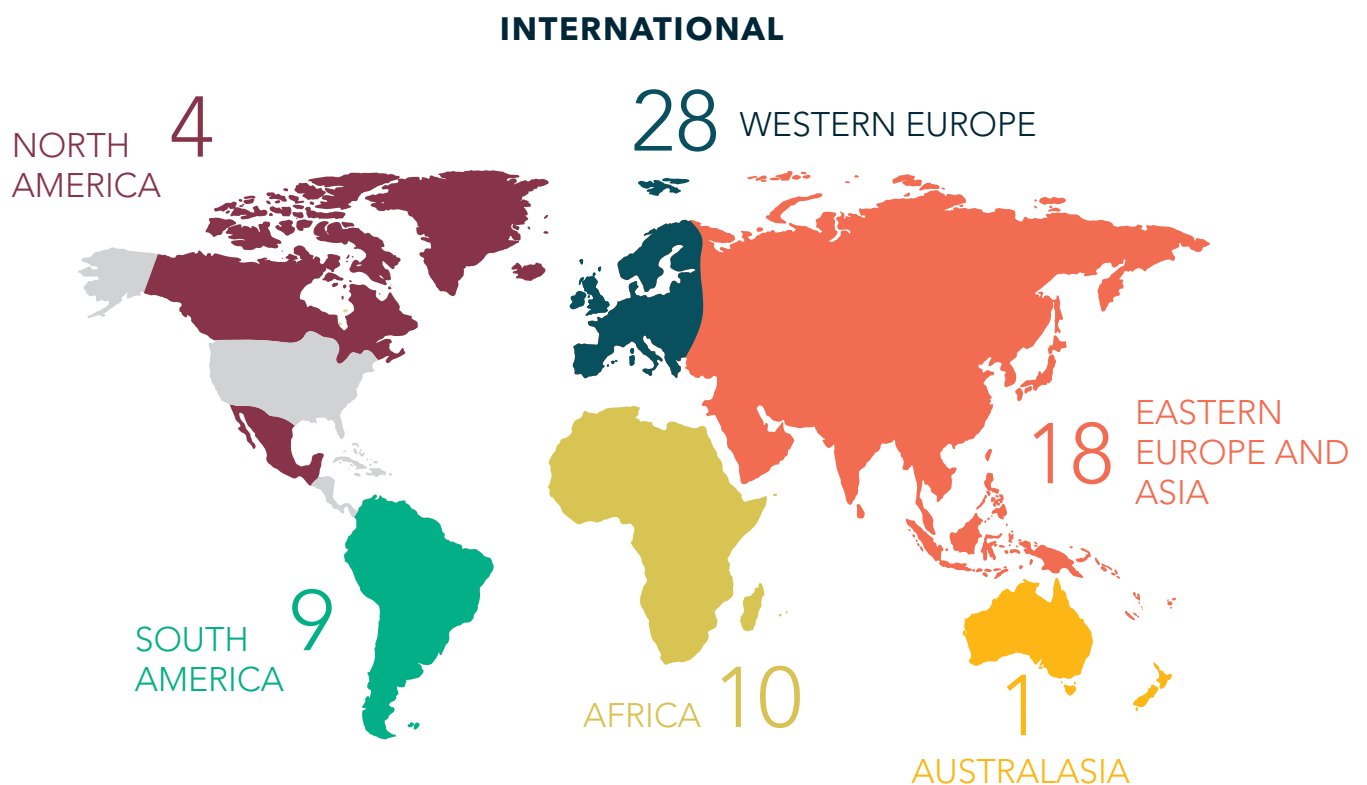
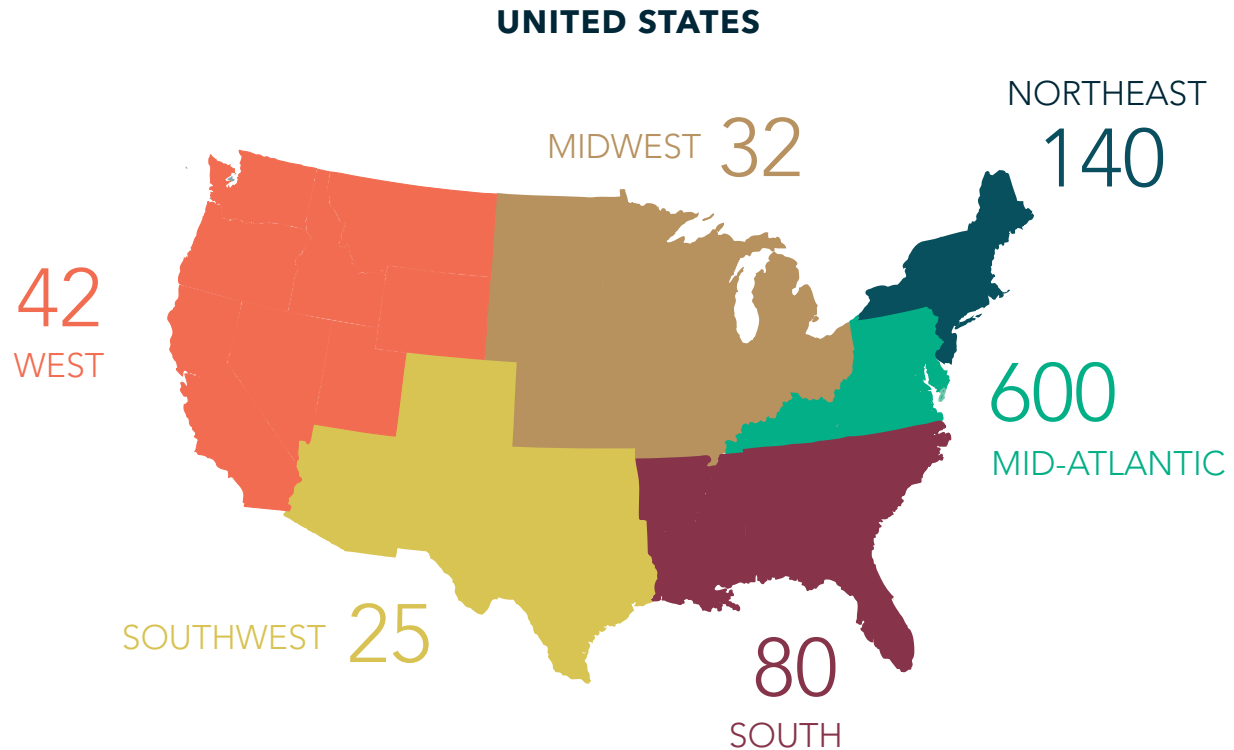


The undergraduate class of 2017 enrolled in a wide variety of programs, including (but not limited to): Medicine, Accounting, Psychology, Public Policy, Education, Law, Government, Counseling, Physics, Engineering, and Public Health. Pursuing 26 different graduate degrees, most respondents are pursuing the following:



First Destination Geographic Distribution

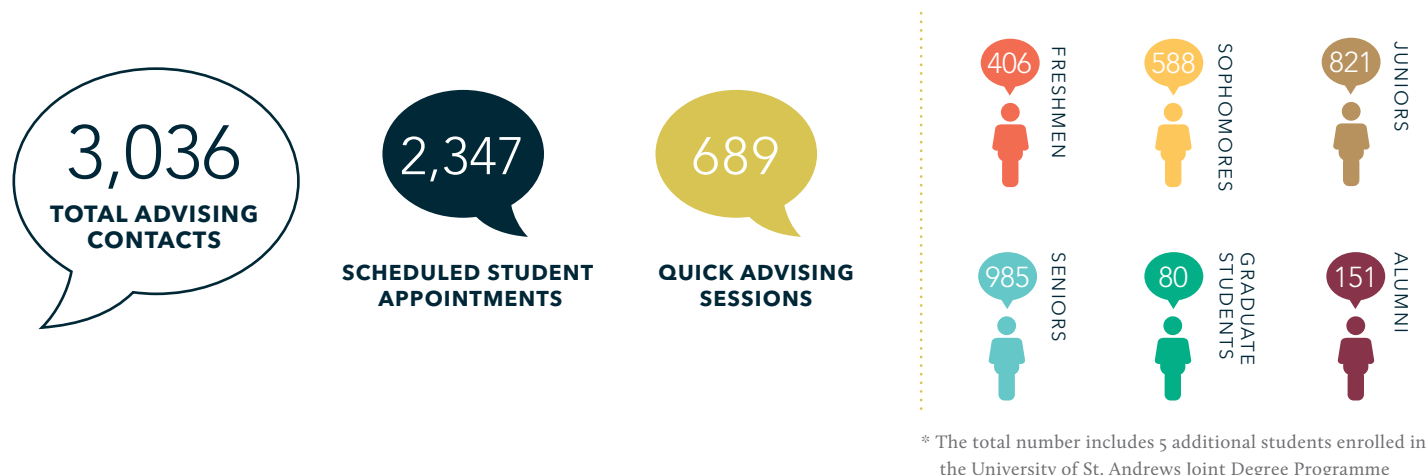
* Derived from respondents who provided their geographic location for employment and graduate school



Student Engagement

The Cohen Career Center has created an engaging learning environment in which individual career development is strengthened and self-efficacy is realized. The Cohen Career Center served 3,036 students through Quick-Advising and Scheduled Appointments in the 2017-18 academic year.

One of the keys to successful career planning is an early start. The Cohen Career Center assists students with programs and opportunities open to all class years, majors, and areas of interest. The graphic below illustrates the number of students (by academic year) that utilized Quick-Advising and Scheduled Appointments during the 2017-18 academic year.



FUSE (Funding for Unpaid Summer Experience)

Students were funded for participation in unpaid summer internships, allowing them to gain valuable skills and work experience in a variety of industries. Students worked across seven states and in one international location.



Tribe-In-Action Externships

49 students participated in this program which allowed them to shadow professionals and gain exposure to industries they may have interest in exploring as a career. 16 sites participated in this program.



My Active Career Exploration (MACE)

MACE is a 6-week career readiness series led by the Cohen Career Center and offered to first- and second-year students. This series examines a number of career readiness topics, as well as trains students in establishing and growing networks and developing career relationships.



97

**MACE STUDENT
PARTICIPATION**

Design Your Next Step

Design Your Next Step is a 7-week series led by the Cohen Career Center and offered to sophomores, juniors, and seniors. This series utilizes design thinking as a tool for career development and planning.



8

PARTICIPANTS

Mock Interviews

Students participate in practice interviews with either career advisors, employers, or industry volunteers including parents, alumni, and community partners.



590

**MOCK
INTERVIEWS**

Workshops

Workshops are hosted by the Cohen Career Center and are designed to teach students relevant career development topics including resumes, cover letters, job searching, interviewing, networking, and more.



2,286


**STUDENT
ATTENDEES**

113

WORKSHOPS

Influencer Postcard


All faculty and staff on campus play a major role in supporting students' career success. Members of the class of 2017 identified 517 different W&M faculty and staff members as being "Most influential to their William & Mary education." Each year the Cohen Career Center recognizes these individuals with a postcard highlighting the distinction of partnering in the career success of our students!



517

**POSTCARDS
SENT TO FACULTY
& STAFF**

Recruiting Engagement



*Numbers represent all touchpoints between recruiters and students, not unique values. Total includes fairs, information sessions, interview days, OCR employers, externship sites, and employer mock interviews.

Annual Recruitment Events

INFORMATION SESSIONS

137 sessions

2,335 attendees

MEET THE FIRMS 2017

41 employers

403 students

GRADUATE & PROFESSIONAL SCHOOL FAIR 2017

97 programs

185 students

FALL DIVERSITY BRUNCH 2017

16 employers

107 students

FALL RECRUITING CONSORTIUM 2017

22 employers

7 students

K-12 EDUCATION INTERVIEW DAY 2018

49 employers

54 students

GOVERNMENT/NON-PROFIT EXPO 2018

97 employers

84 students

CAREER FAIRS

FALL 2017

1,077 students

77 employers

*RECORD ATTENDANCE

SPRING 2018

593 students

70 employers

On-Campus Recruiting

Every semester employers visit campus to interview W&M students for jobs and internships. All majors are recruited and a variety of employers are represented.



ON-CAMPUS
RECRUITING SCHEDULES 118

INTERVIEWS
CONDUCTED 1,238



TribeCareers

TribeCareers is the hub for job and internship postings for William & Mary students. Our Employer Development Team works hard to introduce students to a wide variety of opportunities in Virginia and around the world.

1122

EMPLOYERS

3528

JOB POSTINGS

10009

STUDENT
APPLICATIONS

Cohen Off-Campus

Each year the Cohen Career Center hosts a number of trips where students from any academic background can attend site visits and gain in-depth industry exposure.



COHEN CAREER CENTER

William & Mary Cohen Career Center
P.O. Box 8795
Williamsburg, VA 23187-8795

www.wm.edu/offices/career
757-221-3231

facebook: /WMCareerCenter
Twitter: @wmcareer
Instagram: @cohencareercenter