

Virginia Institute of Marine Science

Committee on Financial Affairs
W&M Board of Visitors
November 18, 2016

Impacts of State Budget Actions

A 10-Year History...

General Fund Appropriations FY 2008 – FY 2017



~30% Loss
Significant State-Wide
Budget Reductions

Impacts:

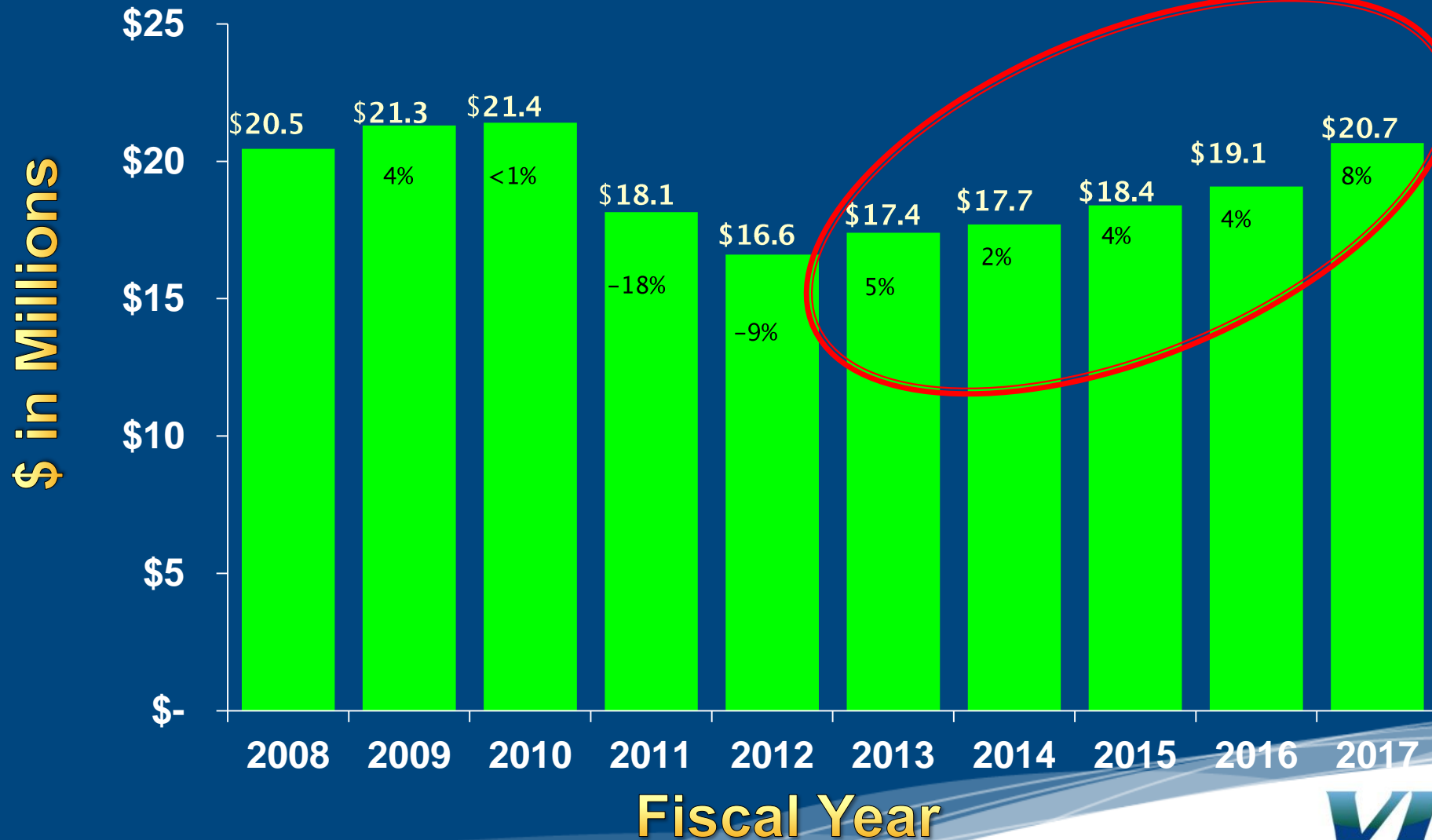
- Held Faculty Positions Vacant
- Reduction in Staff Workforce
- Delayed Implementation of Strategic Initiatives

Grant & Contract Expenditures (\$ in Millions)

FY 2008 – FY 2016



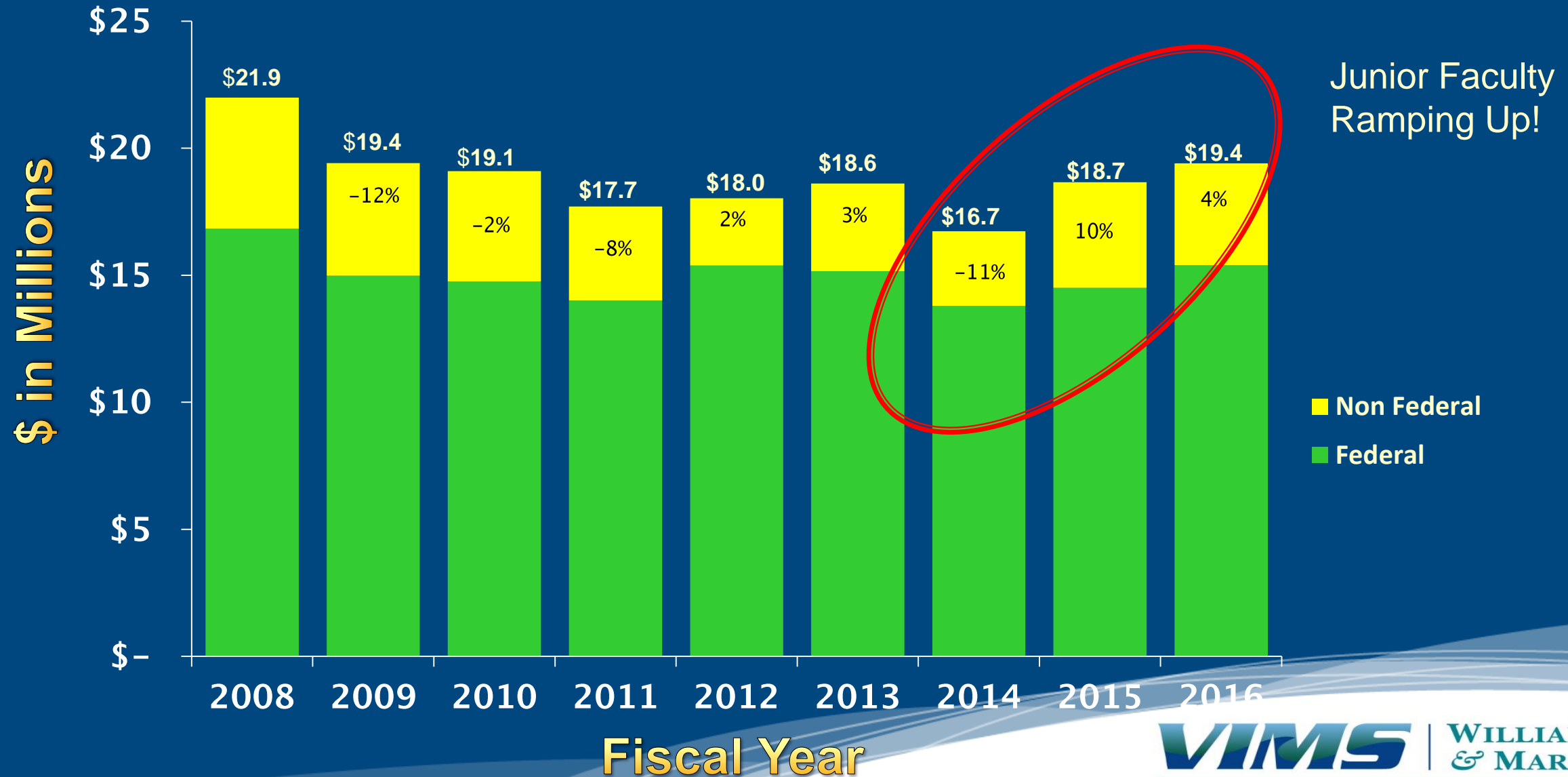
General Fund Appropriations FY 2008 – FY 2017



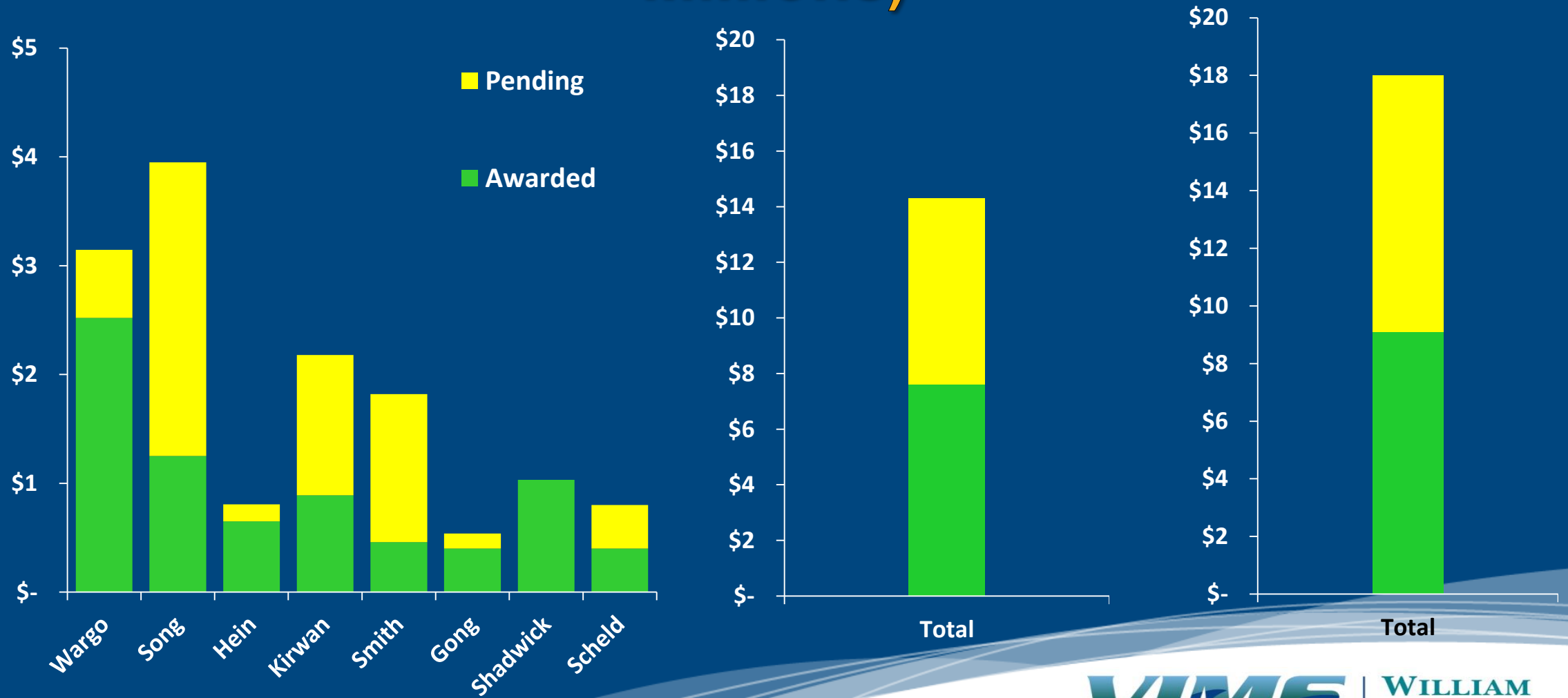
Reinvestment:
8 New Faculty
Positions – Initiative
Funds – Graduate
Financial Aid

Grant & Contract Expenditures (\$ in Millions)

FY 2008 – FY 2016



Grant & Contract Awards by New Faculty Hires Through State Reinvestment (\$ in Millions)



Summary Chart of State Funding Actions

Fiscal Year	State Incremental Operating Funds	State Funding Reductions
2011	\$0	(\$2,792,047)
2012	\$475,000 (Faculty Positions) \$ 5,000 (Base Adequacy)	\$0
2013	\$525,000 (Faculty Positions) \$ 3,013 (Graduate Financial Aid)	Held Harmless
2014	\$148,514 (Blue Crab Initiative)	\$0
2015	\$0	Held Harmless
2016	\$500,000 (Fish Surveys)	\$0
2017	\$500,000 (Base Operating/New Facilities) \$425,000 (Center for Recurrent Flooding Resiliency) \$ 80,000 (Graduate Financial Aid)	Held Harmless
2018	\$125,000 (Mariner's Museum Partnership)	(\$1,559,085)
Totals:	\$1,505,000	(\$4,351,132)

Questions?