

Clery Act and 2016 Annual Security Report

Audit & Compliance Committee, November 2016

Kiersten Boyce, Chief Compliance Officer/Title IX Coordinator



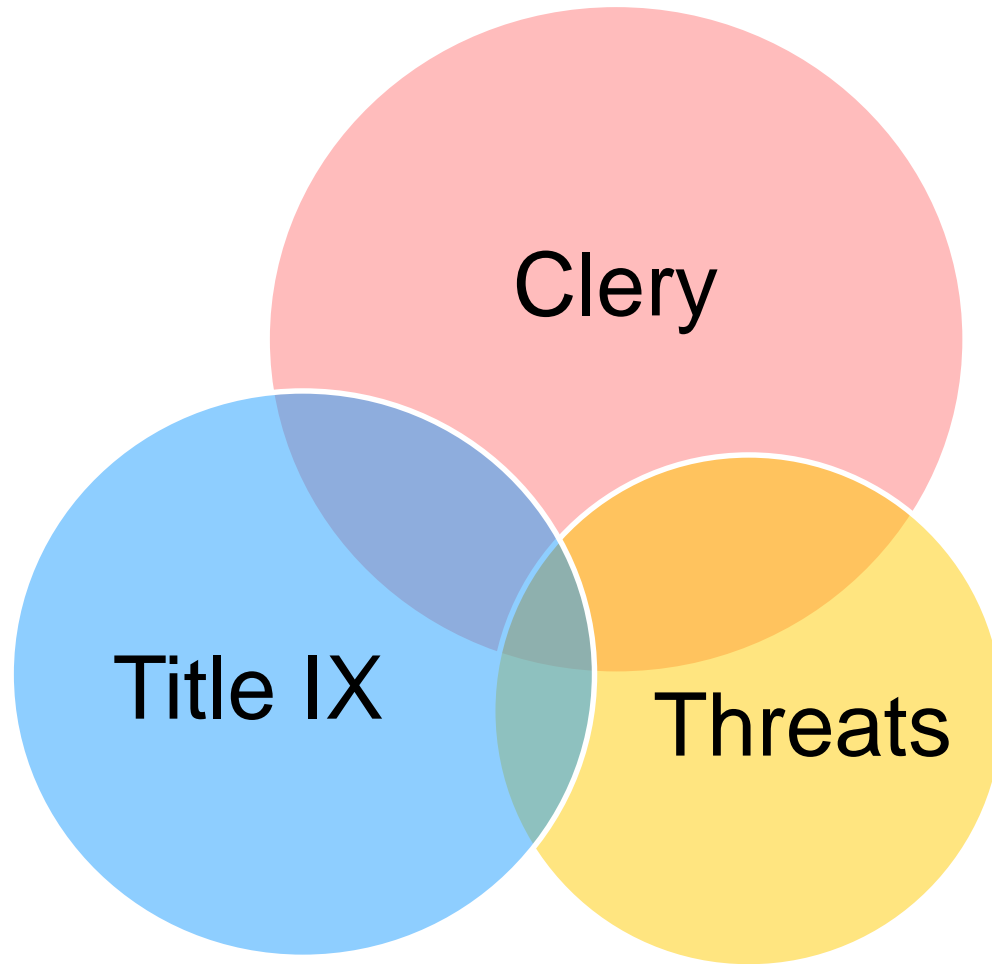
WILLIAM & MARY

CHARTERED 1693

Clery Act Overview

“The Clery Act is a campus security and crime prevention law with a consumer information and protection focus. Effective implementation requires the participation and cooperation of officials across the enterprise. Stated simply, the Clery Act is not merely a campus policing law.”

U.S. Department of Education,

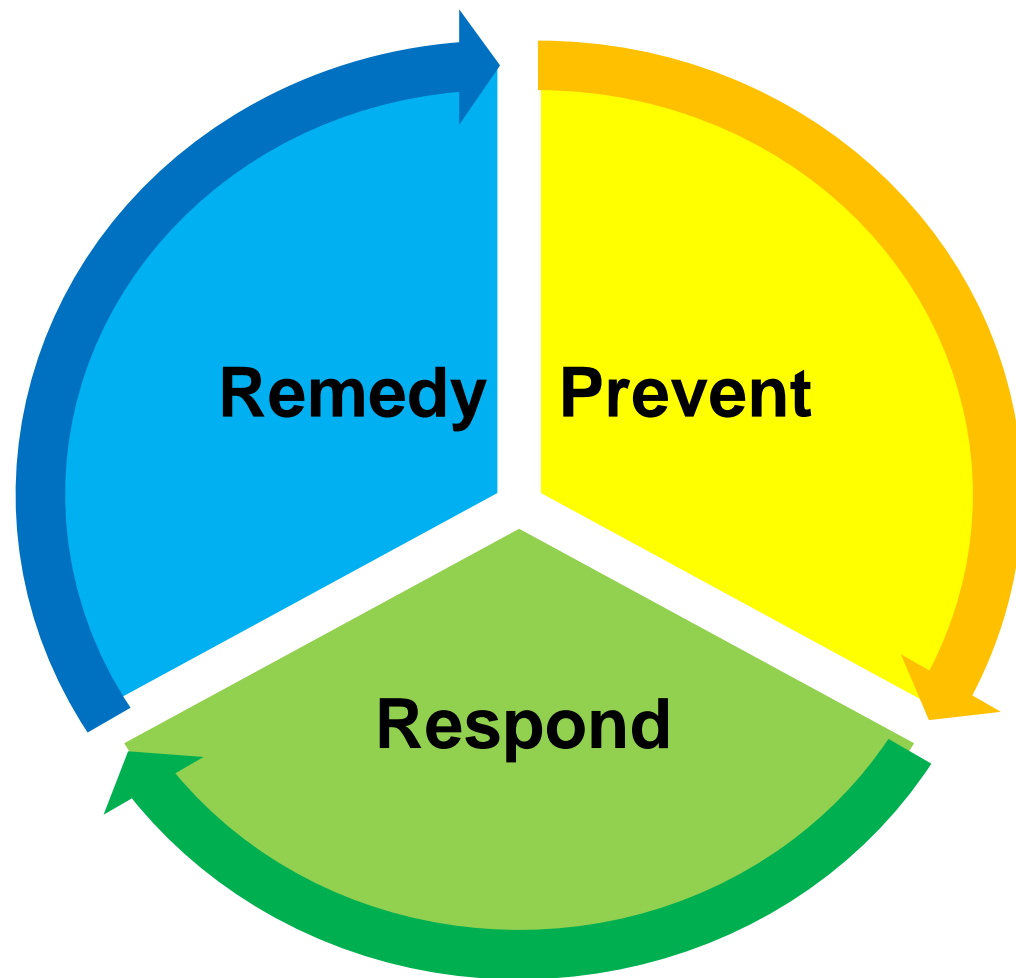


Clery Act Requirements

1. Collect information (reports) of certain types of crimes on Clery geography
2. Maintain a daily crime log
3. Have safety and emergency response programs
4. Warn the campus community of dangers through emergency notifications and timely warnings
5. Have procedures for reporting missing students
6. Maintain fire safety information and a fire log
7. Publish an Annual Security Report

Report Structure

- I. Campus Security: Structure, Prevention & Response
- II. Emergency Management: Structure, Preparedness & Response
- III. Fire Safety
- IV. Crime Statistics
- V. Sexual Assault: Structure, Prevention & Response



Report Section I: Campus Security Structure, Prevention & Response

- Description of Campus Security Authorities – their role in reporting crimes
- Police patrol/response
- Alcohol and drug prevention
- Facilities/building security – new access control policy

ASR Section II: Emergency Management

Emergency response and evacuation procedures must be published in the ASR, including:

1. Emergency Notifications

- A statement that we will immediately disseminate emergency notifications upon confirmation of a significant emergency or other immediate threat to student and employee health or safety.
- Info as to how we confirm immediate threats and how we issue emergency notifications.

2. Emergency procedures - tests.

ASR Section II: Emergency Management

- Mass Notification System
 - Simultaneous notification of an emergency via the wm.edu website, W&M mobile app, voice mail, text message and e-mail to students, faculty, staff and critical community partners
 - Activation of Siren System for immediate life threatening situations
- Content of Notification
 - Pending or existing emergency situations (chemical spill, weather event, active shooter)
 - Confirmation of Legitimate Threat
 - Communication with Primary Jurisdiction Agency or Official Source (e.g. Williamsburg PD, James City County Police, National Weather Service)

ASR Section III: Fire Safety

Annual Fire Safety Report must include:

- fire statistics for each on-campus student housing facility for the previous three years
- a description of the fire safety system in each housing facility
- the number of fire drills held during the previous year
- policies and procedures pertaining to fire safety.

ASR Section III: Fire Safety

2015 Annual Fire Safety Report:

- One on-campus fire (Ludwell 200, cooking fire, Property damage \$1,000-\$9,999, no deaths, no injuries)
- Fire Detection & Protection Systems:
 - Hard wired smoke detectors, Manual Pull Stations, Audible alarms, Strobe lights, heat detectors
 - Improvement Schedule disclosed in ASR—New fire alarm system for Jefferson, August 2017
 - Central Communication to W&M Police Department 24/7
- Policies for University Residence Halls
 - Covers everything from open flames, permissible appliances, use of extension cords, and training for use of fireplaces
 - Annual Inspections for fire hazards

ASR Section IV: Crime Statistics

CHART I: W&M Williamsburg Campus Crime Statistics

Offense	On Campus		Total	
	2014	2015	2014	2015
SEX OFFENSES: RAPE*	3	7	3	7
SEX OFFENSES: FONDLING*	0	2	0	2
BURGLARY	12	14	12	15
OTHER VIOLENCE AGAINST WOMEN ACT OFFENSES				
STALKING	1	4	1	4
DOMESTIC VIOLENCE	2	0	2	2
DATING VIOLENCE	1	0	1	2
HATE CRIMES				
INTIMIDATION	0	1	0	1

Crime Statistics 2014 Comparison

Offense	William & Mary	CNU	George Mason	Duke	Princeton	UVA
Sex Offenses: rape	3	7	12	11	8	44
Sex offenses: fondling	0	0	7	3	5	5
Burglary	12	2	14	52	34	35
VAWA: Stalking	1	7	35	3	2	3
VAWA: Domestic Violence	2	0	3	6	7	1
VAWA: Dating Violence	1	6	12	6	0	1

ASR Section V: Sexual Assault

1. ASR describes the institutional structure – offices and resources available.
2. Describes specific aspects of our policies and procedures.
3. Explains how to make a report.
4. Summarizes our VAWA-required prevention and education programs.



WILLIAM & MARY

CHARTERED 1693

TITLE IX/VAWA DATA

Audit & Compliance, November 2016

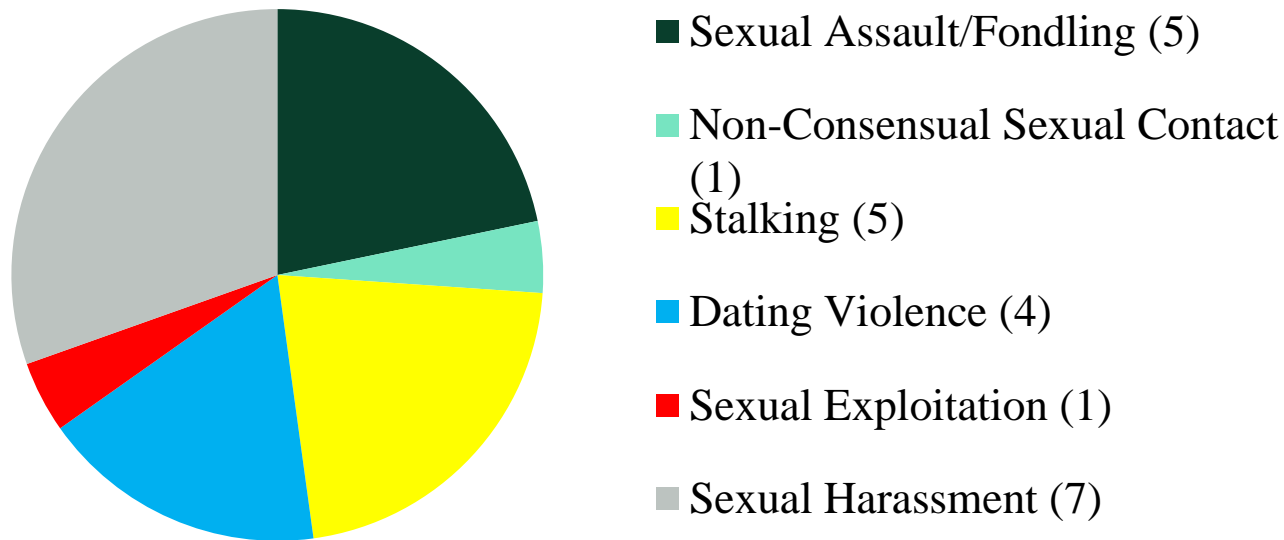
Kiersten Boyce, Chief Compliance Officer/Title IX Coordinator

TITLE IX /VAWA DATA

FIRST QUARTER FY17

22 Reports by students, faculty, staff

Type of Allegation



TITLE IX /VAWA DATA

Disposition of reports (22 total):

- 2 investigated under university processes
- 12 Non-Actionable
- 2 Remedial Actions (no contact order, safety plan)
- 6 Referred (DoS, Law Enforcement)

TITLE IX /VAWA DATA

- 5 student sexual assault reports
 - 2 Title IX Review Team reports to Commonwealth Attorney/local prosecutor
- Reporting Time
 - 1 first- person report within 3 days of incident
 - 1 first-person report within 3 months of incident
 - 1 third-person report within 1 month of incident
 - 2 incidents occurred in previous academic years