



WILLIAM & MARY

CHARTERED 1693

# TITLE IX/VAWA DATA

Audit & Compliance, February 2017

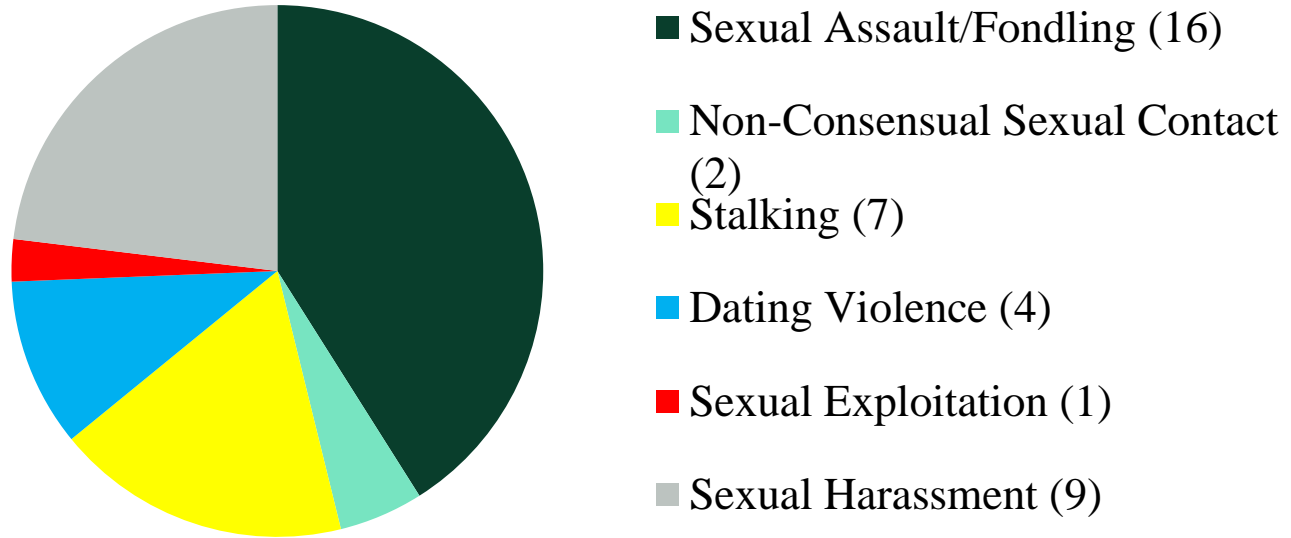
*Kiersten Boyce, Chief Compliance Officer/Title IX Coordinator*

# TITLE IX /VAWA DATA

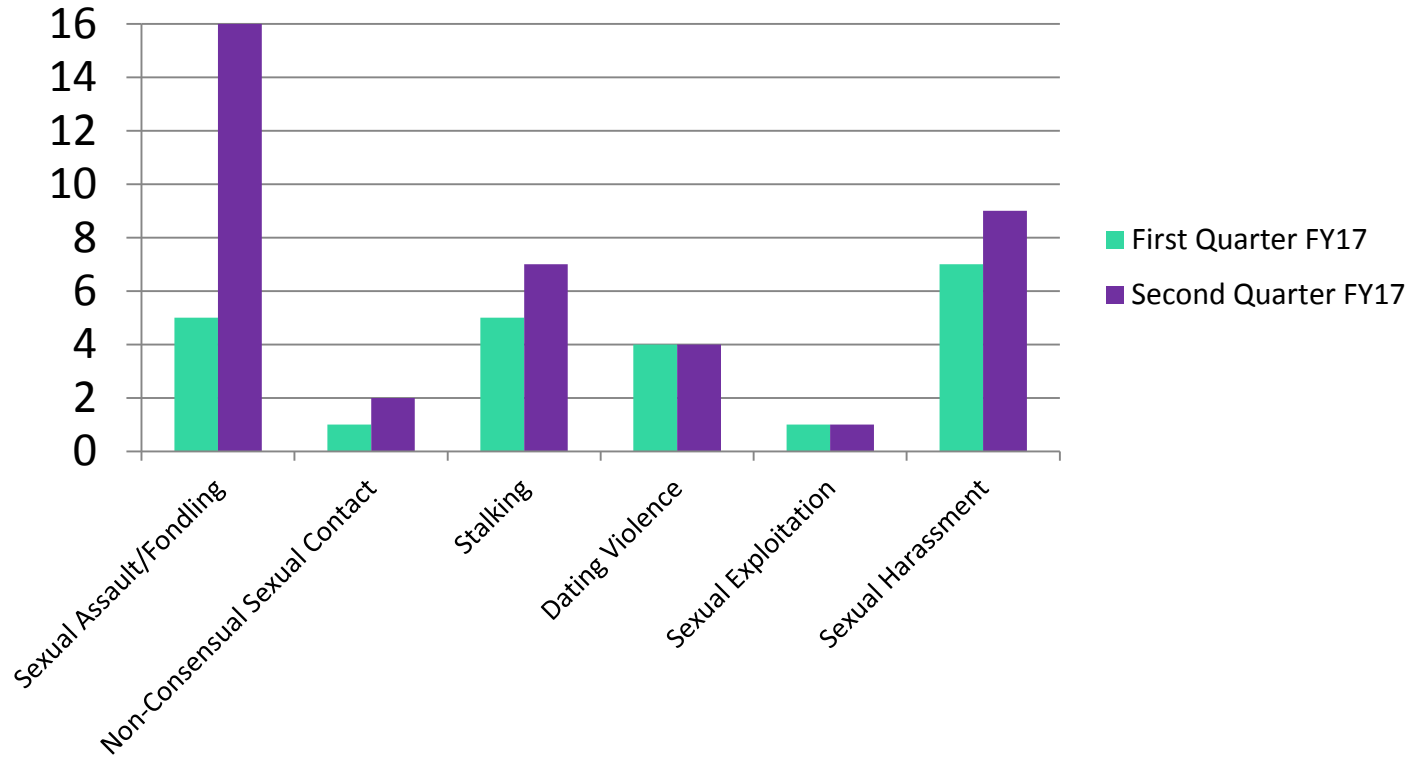
## SECOND QUARTER FY17 (OCT – DEC)

36 Reports by students, faculty, staff

Type of Allegation



# TITLE IX /VAWA DATA COMPARED TO LAST QUARTER



# TITLE IX /VAWA DATA

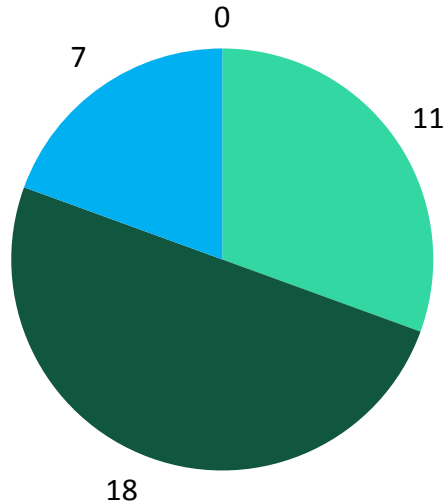
## SECOND QUARTER FY17 (OCT – DEC)

Disposition of reports (36 total):

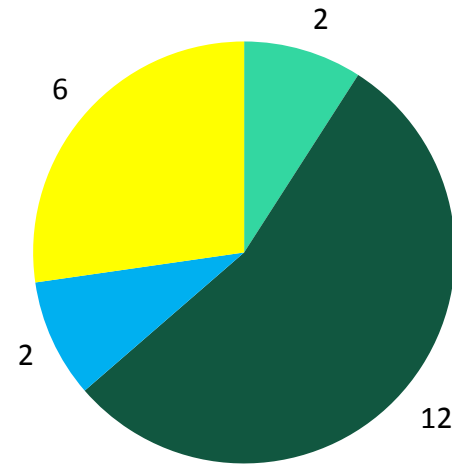
- 11 investigated under university processes
  - Including 3 related reports addressed under original investigation
- 18 Non-Actionable
  - 7 Anonymous Complaints
  - 7 Unknown/Nonaffiliated Respondents
  - 2 No Response from victim/requested no action
  - 2 No jurisdiction (E.g. location, type of complaint)
- 7 Remedial Actions (no contact order, safety plan)

# TITLE IX /VAWA DATA COMPARED TO LAST QUARTER

## Second Quarter FY 17



## First Quarter FY17



# TITLE IX /VAWA DATA

## SECOND QUARTER FY17 (OCT – DEC)

- 11 student sexual assault reports
  - 4 Title IX Review Team reports to Commonwealth Attorney/local prosecutor
- Reporting Time
  - 3 first-person report within 3 days of incident
  - 1 first-person report within 3 weeks of incident
  - 1 first-person report within 3 months of incident
  - 2 third-person report within 1 month of incident
  - 3 incidents occurred in previous academic years
  - 1 unknown—date of incident not reported