




Applied Research Center Student Newsletter

NEW FACES IN THE ARC




Kevin Sapp has joined the team for the summer and is a Rising Sophomore at the College of William and Mary. He is physics and music major.


Richard Proper has joined the ARC W&M Crew as a Laboratory & Research Technician. Along with running the equipment, he is a great asset when it comes to repairs and lab equipment setup.



Hirox Microscope Installation




Terry Suzuki from the Hirox Company set up the microscope on Thursday, June 2. He is pictured here with graduate student Rob Schmidt.



Terry explained how the microscope works to the lab personnel throughout the day, and then Terry (Hirox) and Ben (Scogil Scientific) posed with their finished work.


THE MOST EXCITING EVENT OF THIS SUMMER:

The Hi rox Mi croscope Arri ved!



The Hirox KH-3000 is an optical microscope with digital video and imaging, which allows us to zoom and take measurements in real time. The microscope can zoom in to a maximum magnification of 7000x, in video or still images, and supplements this with a number of options for enhancing the image quality. The KH-3000 also has a

multi-focus feature, allowing it to combine images at different heights to create a single image. It can create images up to 2.11 million pixels and takes video at 30 fps, and has shutter speeds ranging from 8 to 0.0002 seconds.



Dennis Manos (W&M Vice-Provost) visited the lab on Monday, June 6th, and had a chance to experiment with the Hirox microscope and learn how to operate it. He is pictured here with Natalie Percy,

Safety Meeting Set for 11:30 Wed, June 15, 2005

Editors: Kevin Sapp, Olga Trofimova.
Photography: Olga Trofimova