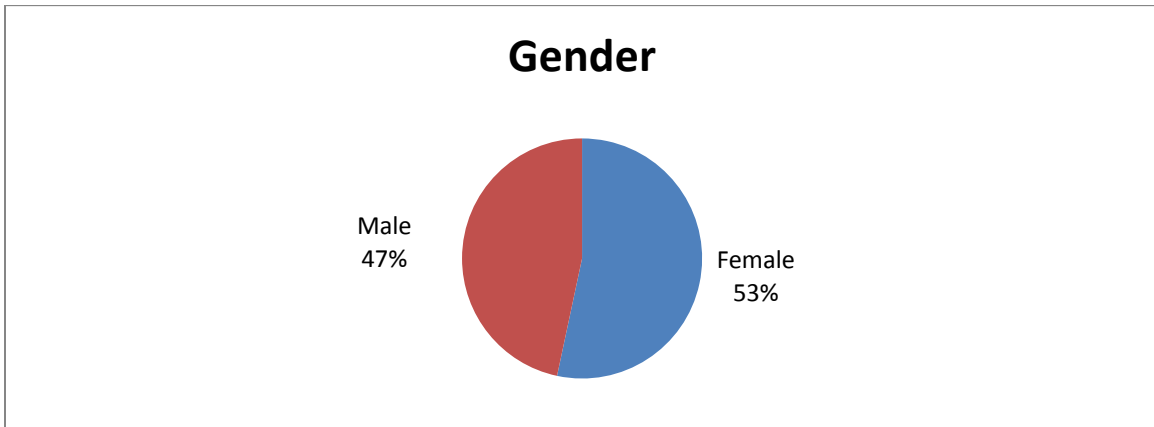


# International Student Statistics, Fall 2012

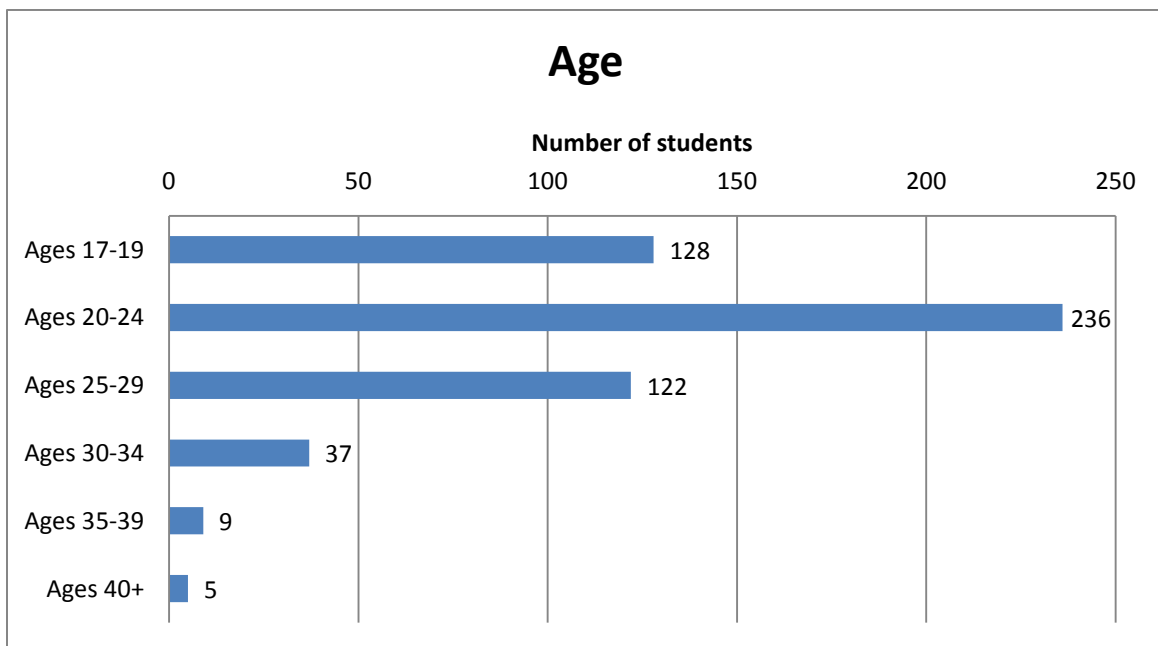
**Total students: 537**

*For the purpose of these statistics, international students are defined as F-1 and J-1 student visa holders.*

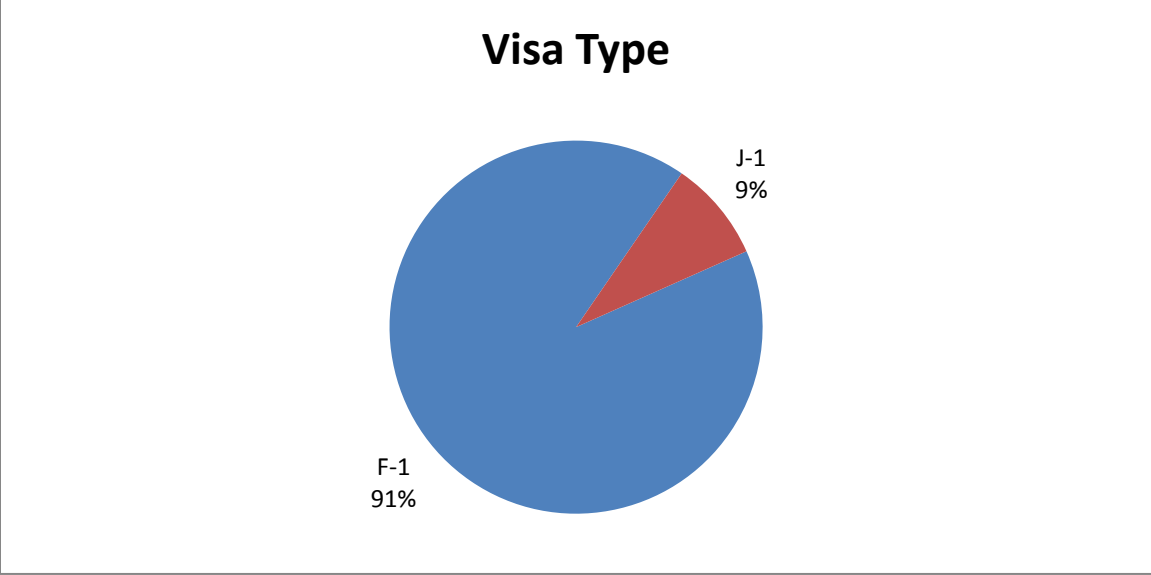
Gender	Number of students	Percentage
Female	286	53%
Male	251	47%



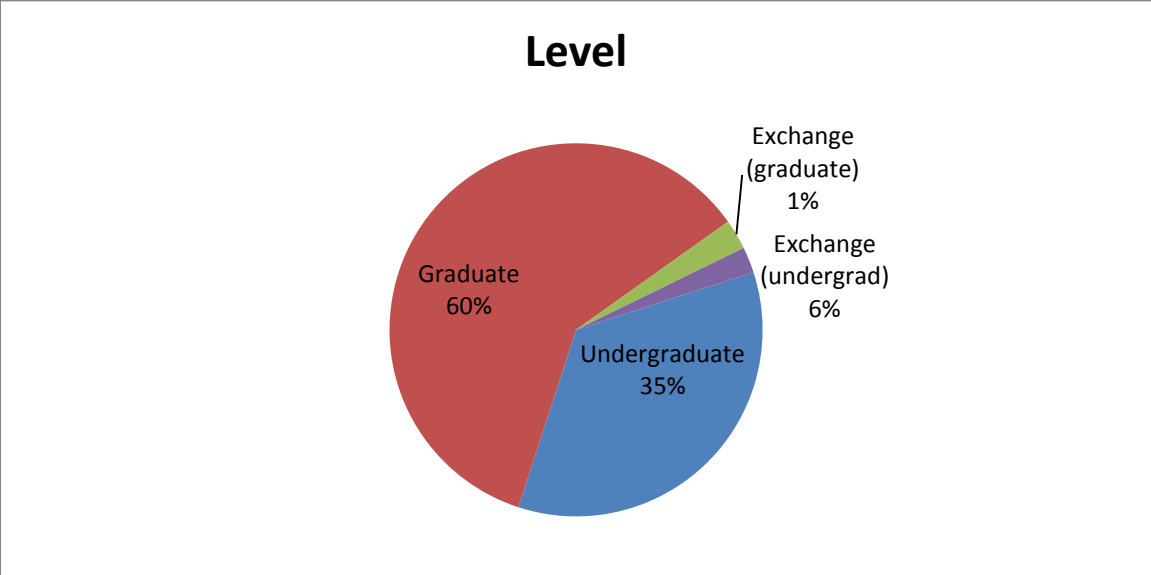
Age	Number of students	Percentage
17-19	128	23.8%
20-24	236	43.9%
25-29	122	22.7%
30-34	37	6.9%
35-39	9	1.7%
40+	5	0.9%



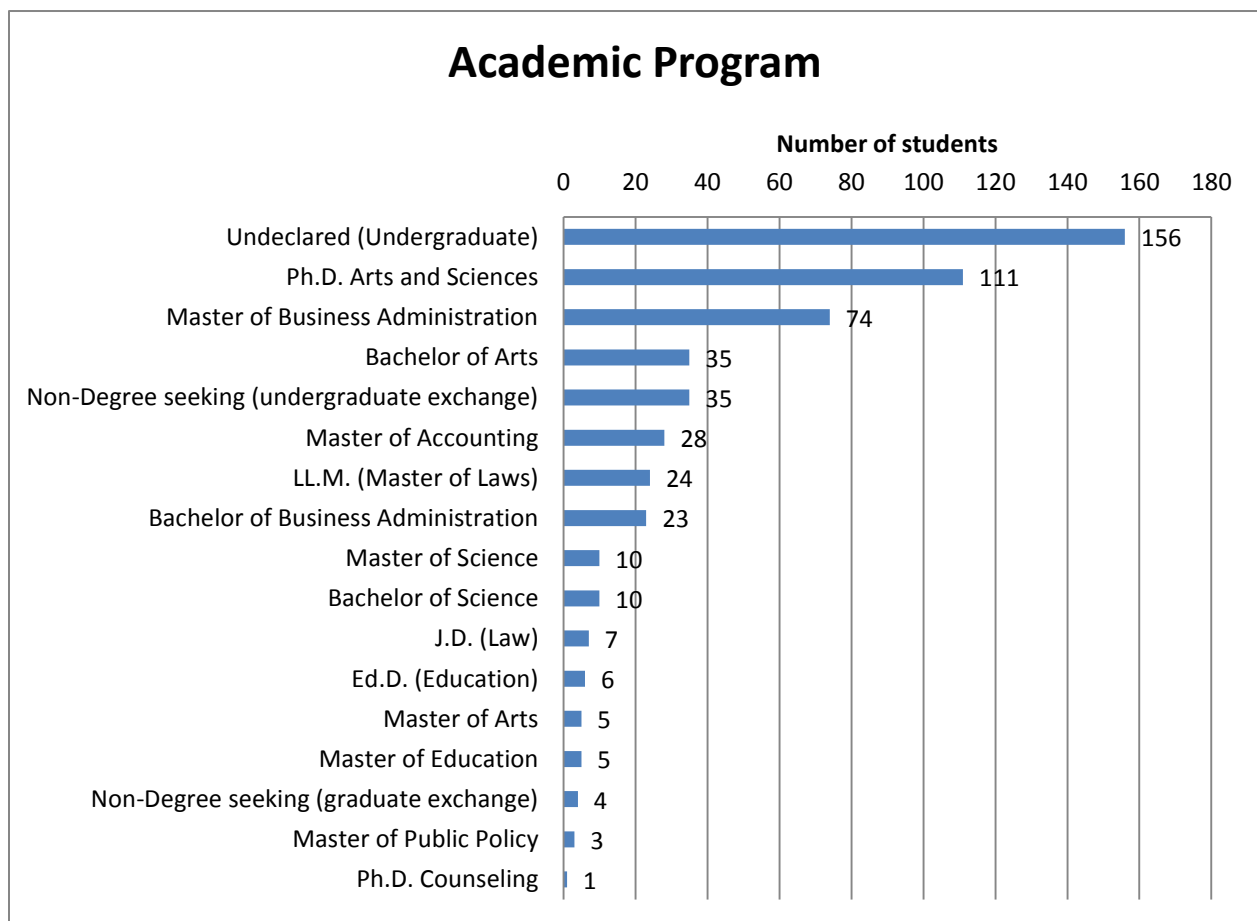
Visa Type	Number of students	Percentage
F-1	490	91%
J-1	47	9%



Level	Number of students	Percentage
Graduate	274	51%
Undergraduate	224	41.7%
Exchange (Graduate)	4	0.7%
Exchange (Undergraduate)	35	6.5%



Academic Program	Number of students	Percentage
Bachelor of Arts	35	6.5%
Bachelor of Business Admin	23	4.3%
Bachelor of Science	10	1.9%
Undeclared (Undergraduate)	156	29.1%
Non-Degree Seeking (undergraduate exchange)	35	6.5%
Non-Degree Seeking (graduate exchange)	4	0.7%
Master of Accounting	28	5.2%
Master of Business Admin	74	13.8%
LL.M. (Master of Laws)	24	4.5%
J.D. (Law)	7	1.3%
Master of Arts	5	0.9%
Master of Public Policy	3	0.6%
Master of Science	10	1.9%
Ph.D. Arts and Sciences	111	20.7%
Master of Education	5	0.9%
Ed.D. (Education)	6	1.1%
Ph.D. Counseling	1	0.2%



Country	Number	Percentage	Country	Number	Percentage
Albania	1	0.2%	Malaysia	2	0.4%
Australia	7	1.3%	Mexico	3	0.6%
Austria	3	0.6%	Nepal	2	0.4%
Azerbaijan	1	0.2%	Netherlands	2	0.4%
Bangladesh	1	0.2%	New Zealand	1	0.2%
Brazil	3	0.6%	Nicaragua	1	0.2%
Canada	7	1.3%	Nigeria	4	0.7%
China	307	57.2%	Pakistan	2	0.4%
Colombia	2	0.4%	Peru	1	0.2%
Czech Republic	1	0.2%	Romania	2	0.4%
Ecuador	1	0.2%	Russia	1	0.2%
Estonia	1	0.2%	Saudi Arabia	1	0.2%
France	1	0.2%	Singapore	3	0.6%
Germany	7	1.3%	South Africa	3	0.6%
Ghana	1	0.2%	South Korea	57	10.6%
Greece	1	0.2%	Sri Lanka	1	0.2%
Hong Kong	1	0.2%	Sweden	3	0.6%
India	24	4.5%	Taiwan	17	3.2%
Indonesia	7	1.3%	Thailand	10	1.9%
Iran	2	0.4%	Turkey	1	0.2%
Italy	1	0.2%	Ukraine	2	0.4%
Jamaica	1	0.2%	United Kingdom	18	3.4%
Japan	13	2.4%	Venezuela	1	0.2%
Libya	2	0.4%	Vietnam	1	0.2%
Luxembourg	1	0.2%	Yemen (Adan)	1	0.2%

# Country of Citizenship

