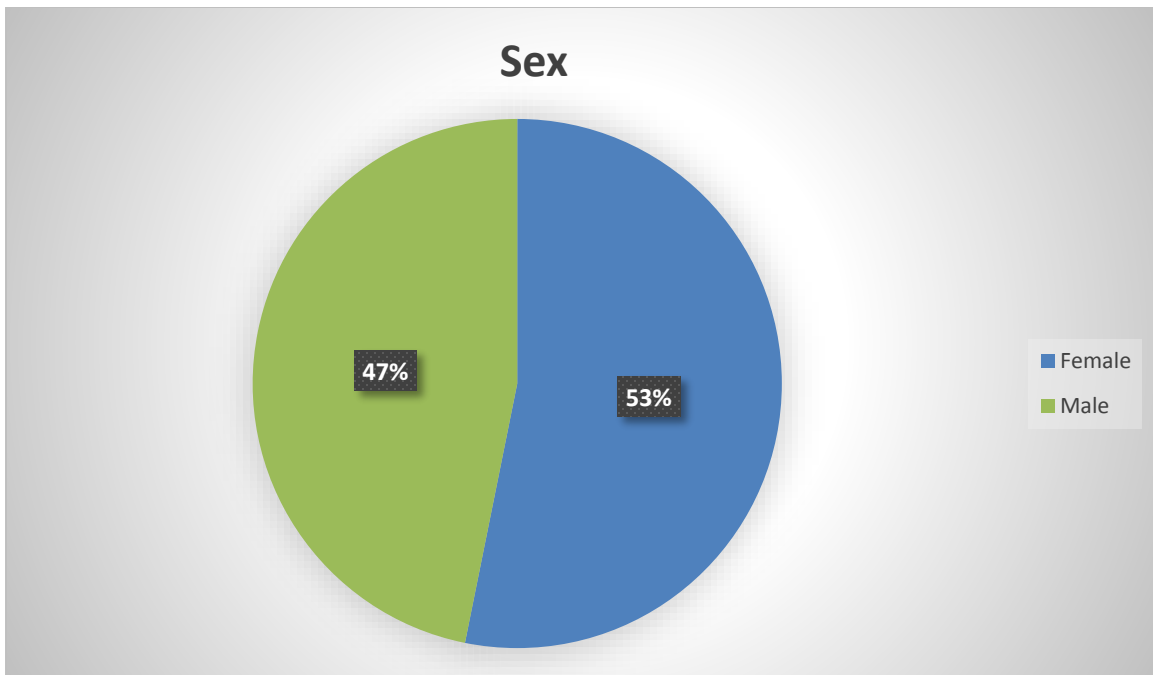


International Student Statistics, Spring 2015

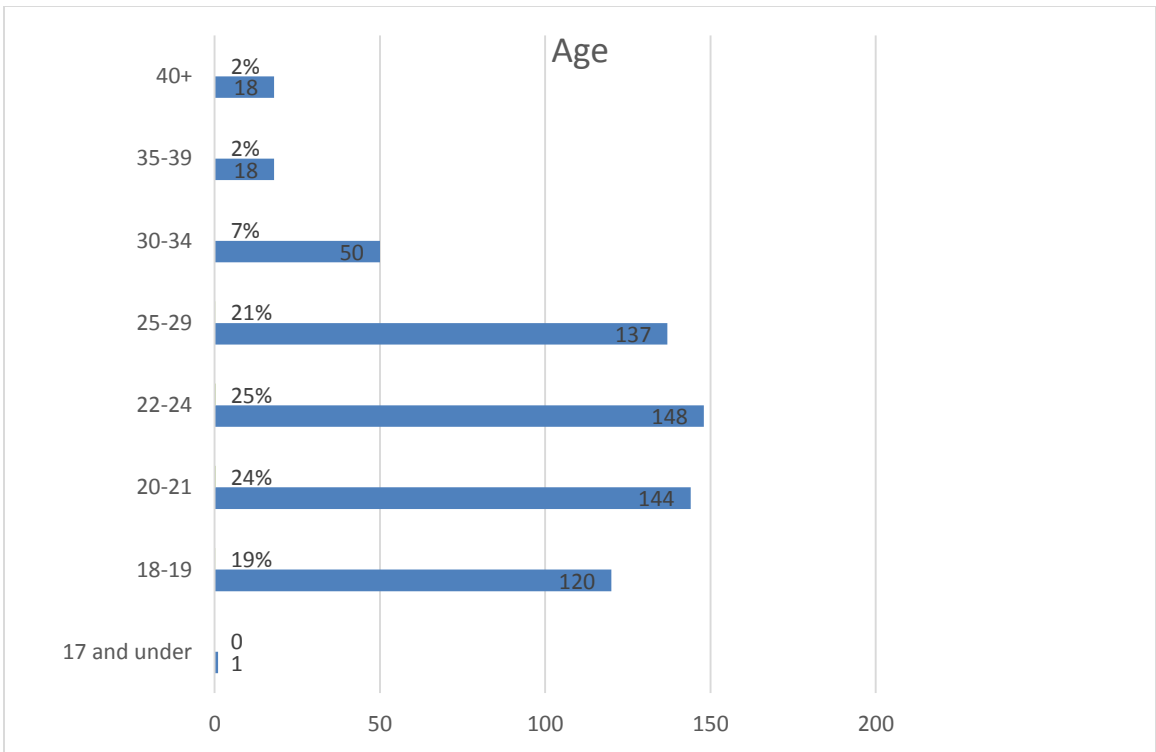
Total students: 636

For the purpose of these statistics, international students are defined as F-1 and J-1 student visa holders. Totals may not equal 100% due to rounding. Percentages 1% and greater were rounded to the nearest whole number.

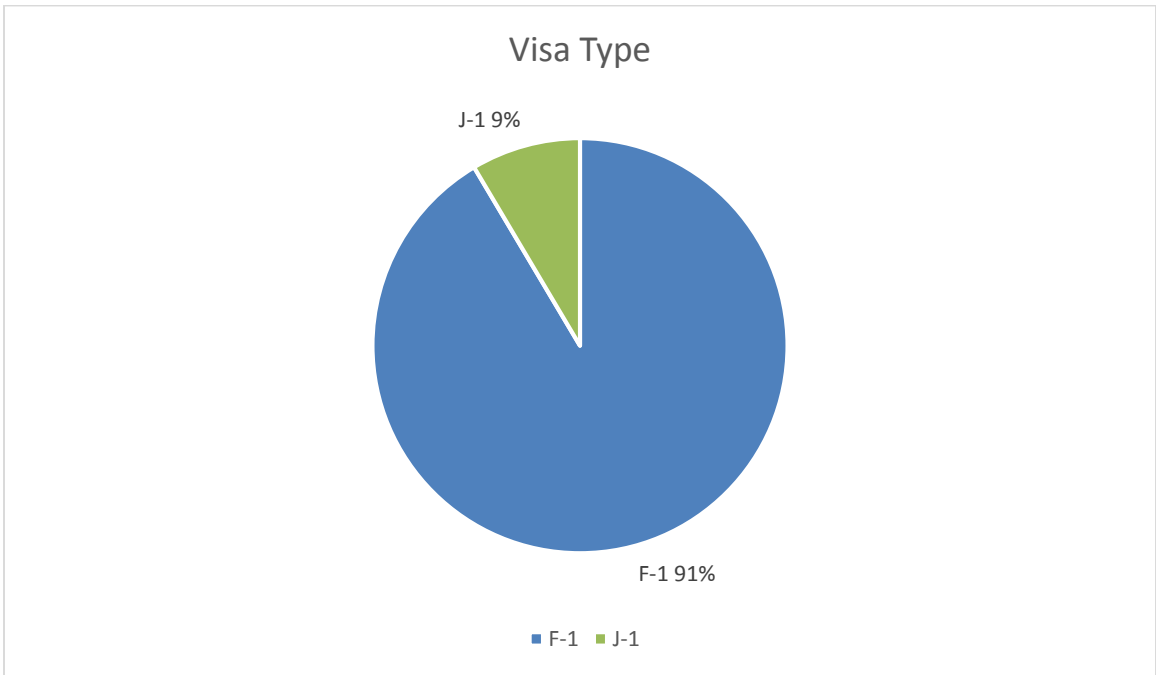
Gender	Number of students	Percentage
Female	344	53%
Male	292	47%



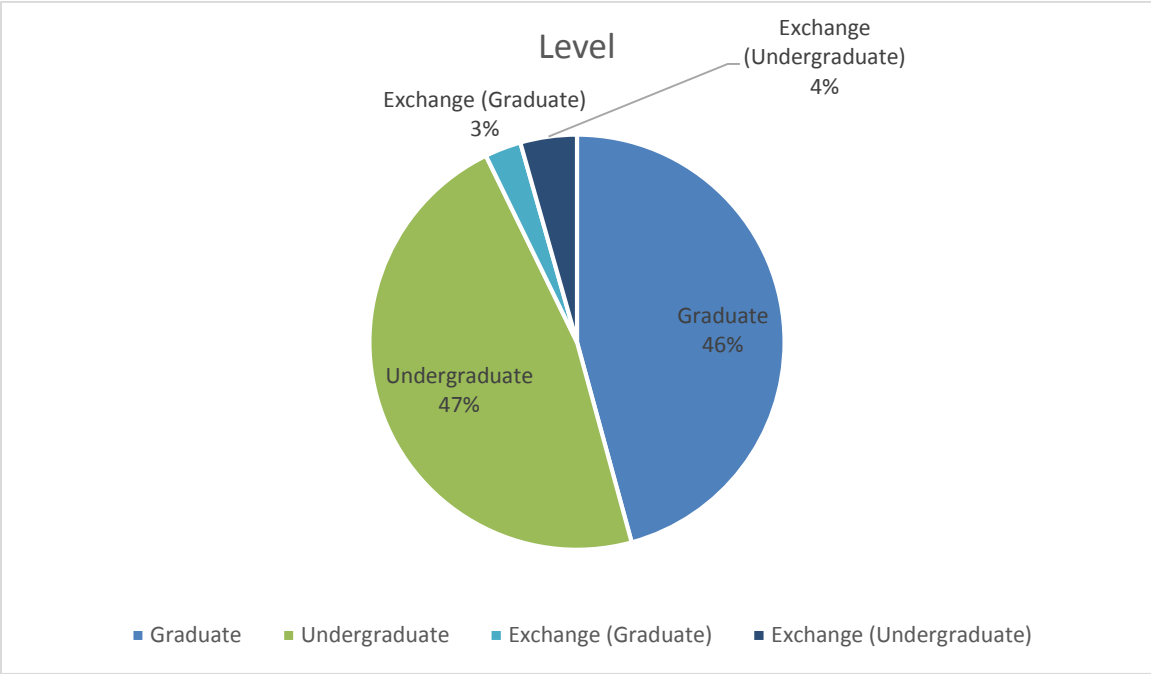
Age	Number of students	Percentage
17 and under	1	0%
18-19	120	19%
20-21	144	24%
22-24	148	25%
25-29	137	21%
30-34	50	7%
35-39	18	2%
40+	18	2%



Visa Type	Number of students	Percentage
F-1	590	91%
J-1	46	9%

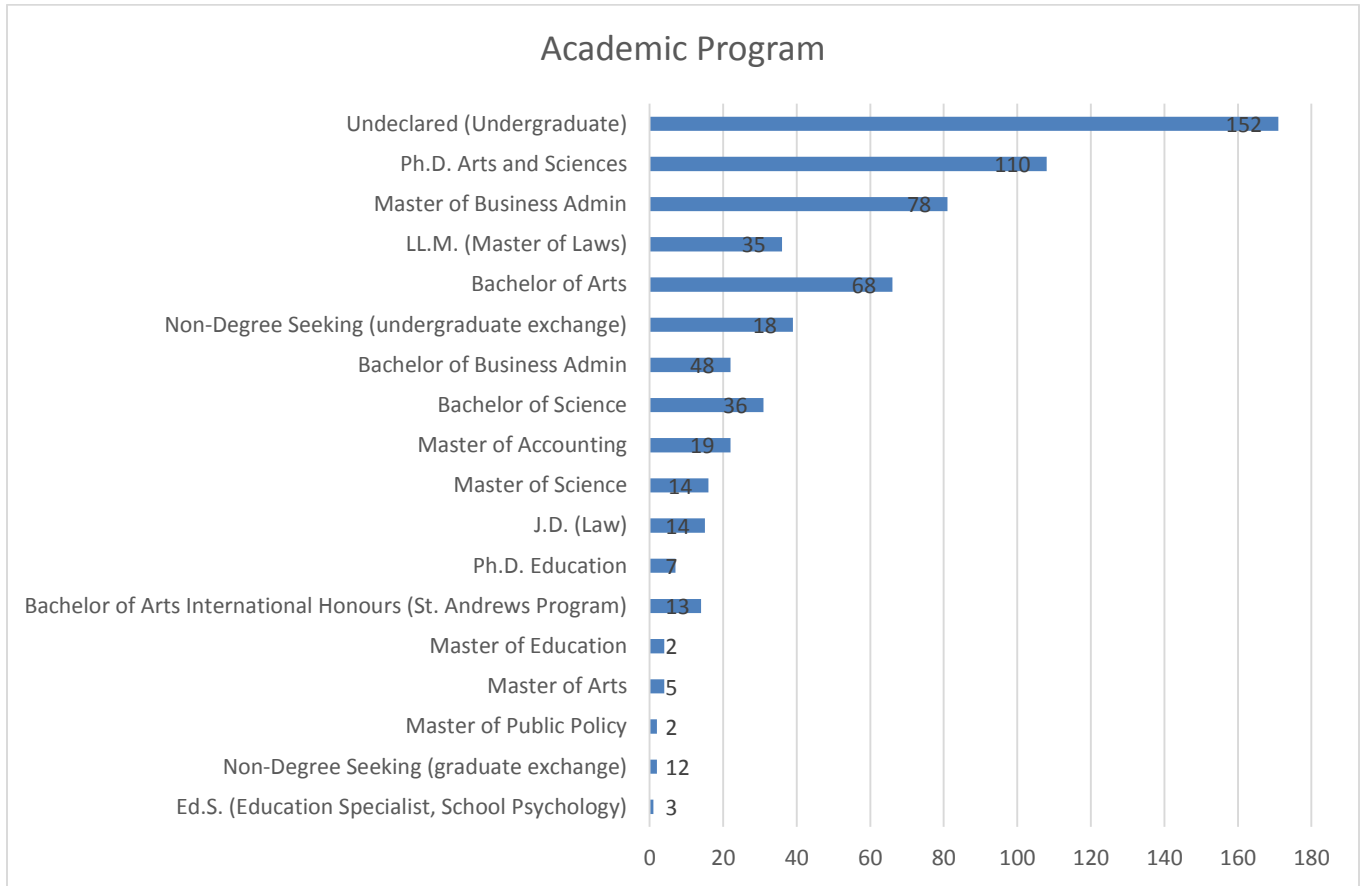


Level	Number of students	Percentage
Graduate	291	46%
Undergraduate	299	47%
Exchange (Graduate)	18	3%
Exchange (Undergraduate)	28	4%



Academic Program	Number of students	Percentage
Bachelor of Arts	68	10%
Bachelor of Arts International Honours (St. Andrews Program)	13	2%
Bachelor of Business Admin	48	7%
Bachelor of Science	36	5%
Undeclared (Undergraduate)	152	26%
Non-Degree Seeking (undergraduate exchange)	18	6%
Non-Degree Seeking (graduate exchange)	12	0.3%
Master of Accounting	19	3%
Master of Business Admin	78	12%
LL.M. (Master of Laws)	35	5%
J.D. (Law)	14	2%
Master of Arts	5	0.6%
Master of Public Policy	2	0.3%
Master of Science	14	2%

Ph.D. Arts and Sciences	110	16%
Master of Education	2	0.6%
Ed.S. (Education Specialist, School Psychology)	3	0.1%
Ph.D. Education	7	1%



Degree Seeking and Exchange					
Countries	Number	Percentage	Country	Number	Percentage
Australia	5	1%	Netherlands	2	0.3%
Belgium	1	0.1%	New Zealand	2	0.3%
Azerbaijan	1	0.1%	Nigeria	1	0.1%
Bahrain	6	1%	Norway	1	0.1%
Bangladesh	2	0.3%	Pakistan	6	1%
Brazil	6	1%	Peru	1	0.1%
Canada	9	1%	Philippines	3	0.5%
China	395	62%	Romania	1	0.1%
Colombia	2	0.3%	Russia	2	0.3%
Costa Rica	2	0.3%	Saudi Arabia	1	0.1%
Czech Republic	1	0.1%	Serbia	1	0.1%
Dominican Republic	1	0.1%	South Africa	1	0.1%

Estonia	1	0.1%	Singapore	2	0.3%
France	7	1%	UAE	1	0.1%
Germany	3	0.5%	South Korea	48	7%
Ghana	2	0.3%			
Hong Kong	3	0.5%			
India	27	4%	Taiwan	7	1%
Indonesia	9	1%	Thailand	5	1%
Iran	2	0.3%	Trinidad & Tobago	2	0.1%
Italy	2	0.3%	Turkey	1	0.1%
Greece	1	0.1%	Uganda	0	0.1%
Japan	18	3%	Ukraine	1	0.1%
Jordan	1	0.1%	United Kingdom	16	3%
Malaysia	1	0.1%	Venezuela	3	0.4%
Mexico	4	0.6%	Vietnam	5	0.7%
Hungary	1	0.1%	Yemen	1	0.1%
Myanmar	2	0.3%	Zambia	1	0.1%
Nepal	5	0.9%	Zimbabwe	1	0.1%
Total Number of Students:	636		Total Number of Countries:	56	

Degree Seeking only					
Countries	Number	Percentage	Country	Number	Percentage
Australia	5	1%	New Zealand	2	0.2%
Azerbaijan	1	0.1%	Nigeria	1	0.2%
Bahrain	6	0.8%	Norway	1	0.2%
Bangladesh	2	0.3%	Pakistan	5	0.6%
Brazil	4	0.8%	Peru	1	0.2%
Canada	8	2%	Philippines	3	0.2%
China	385	64%	Romania	1	0.2%
Colombia	2	0.3%	Russia	1	0.2%
Costa Rica	2	0.3%	Saudi Arabia	1	0.3%
Czech Republic	1	0.2%	Serbia	1	0.2%
Dominican Republic	1	0.2%			
Estonia	1	0.2%	Singapore	2	0.2%
France	4	0.6%			
Germany	2	0.3%	South Korea	41	7%
Ghana	2	0.3%			
Hong Kong	2	0.5%	Taiwan	7	1%
India	27	5%	Thailand	4	0.9%
Indonesia	9	2%	Trinidad & Tobago	2	0.2%

Iran	2	0.3%	Turkey	1	0.2%
Italy	2	0.3%	UAE	1	0.2%
Hungary	1	0.2%	Ukraine	1	0.2%
Japan	13	2%	United Kingdom	6	1%
Jordan	1	0.2%	Venezuela	3	0.5%
Malaysia	1	0.3%	Vietnam	5	0.8%
Mexico	4	0.6%	Yemen	1	0.2%
Myanmar	2	0.3%	Zambia	1	0.2%
Nepal	5	0.9%	Zimbabwe	1	0.2%
Netherlands	2	0.3%			
		590			52

Exchange Only					
Countries	Number	Percentage	Country	Number	Percentage
Brazil	2	4%	Pakistan	1	2%
Canada	1	2%	Russia	1	2%
China	10	22%	South Korea	7	15%
France	3	6%	South Africa	1	2%
Germany	2	4%	Thailand	1	2%
Hong Kong	1	2%	United Kingdom	10	22%
Belgium	1	2%			
Japan	5	11%			
		46	Total Number of Countries:		14

Top 5 countries (degree seeking & exchange)	Percentage of total international student population
China	78%
South Korea	10%
India	5%
Japan	4%
United Kingdom	3%

Top 5 countries (degree seeking only)	Percentage of total degree seeking international student population
China	81%
South Korea	9%
India	5%
Japan	3%
Indonesia	2%

Top 5 countries (exchange only)	Percentage of total exchange international student population
China/United Kingdom (tie)	28.5% (each)
South Korea	20%
Japan	14%
France	9%

Citizenship (Degree Seeking & Exchange)

