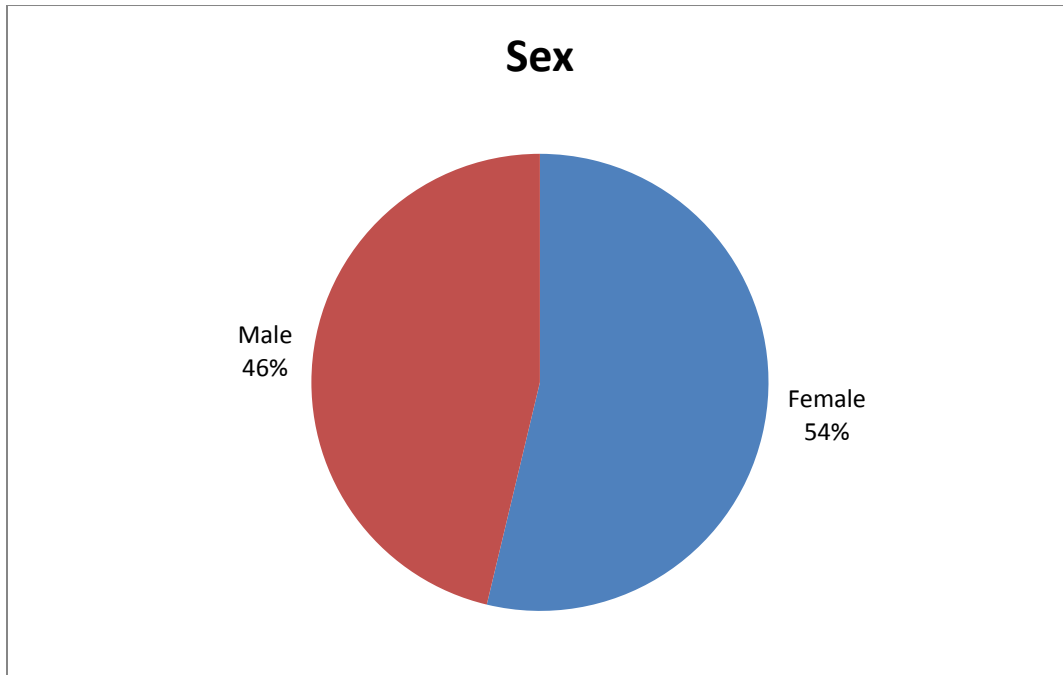


International Student Statistics, Spring 2014

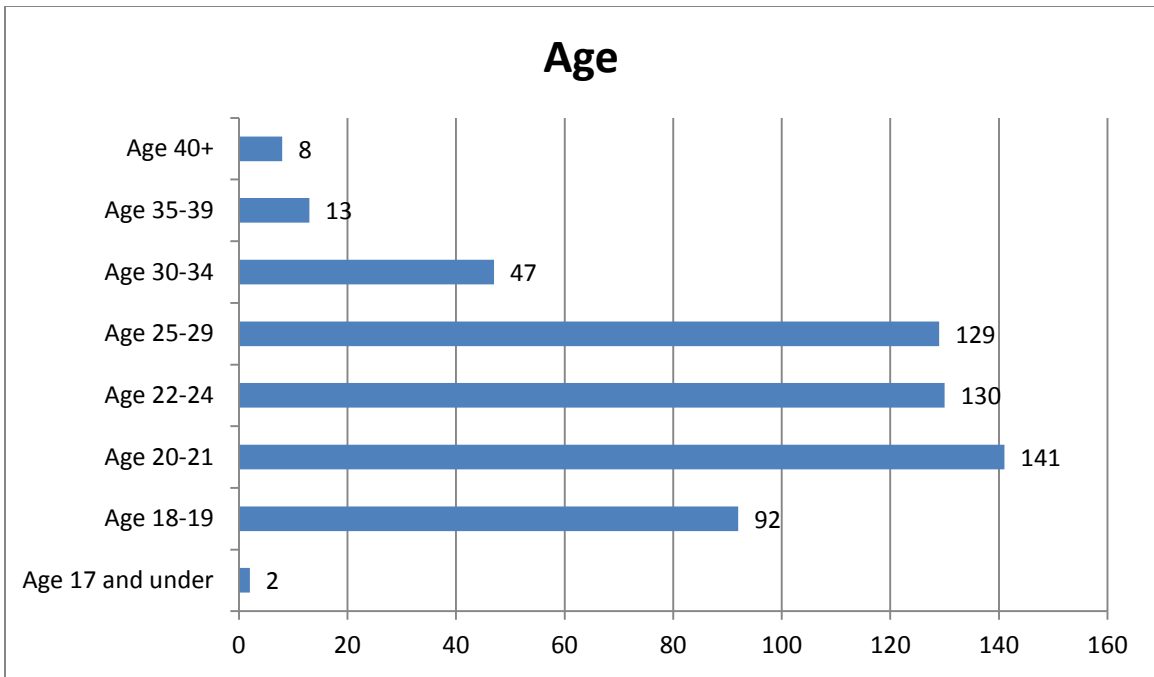
Total students: 562

For the purpose of these statistics, international students are defined as F-1 and J-1 student visa holders. Totals may not equal 100% due to rounding. Percentages 1% and greater were rounded to the nearest whole number.

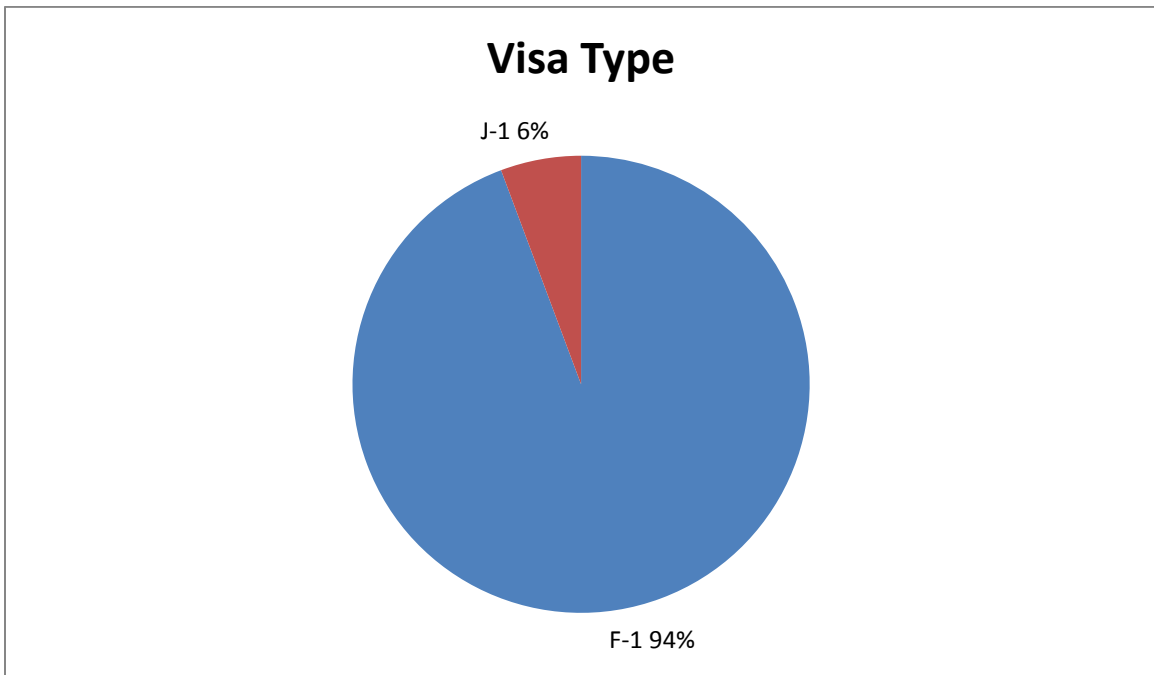
Gender	Number of students	Percentage
Female	302	54%
Male	260	46%



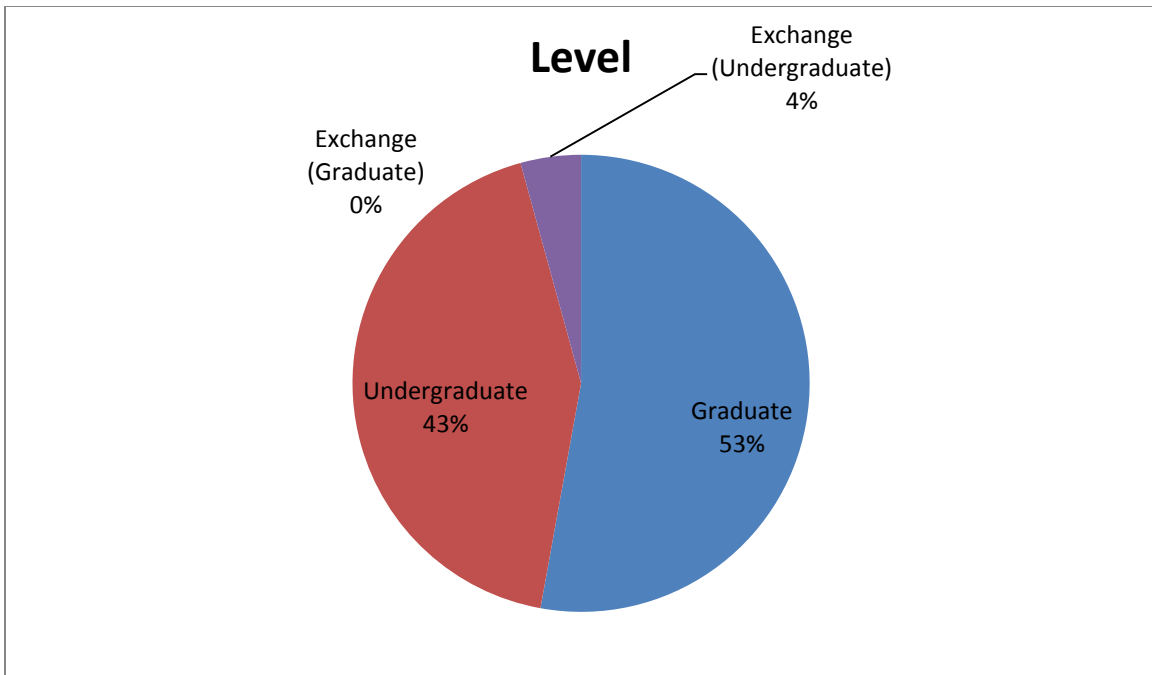
Age	Number of students	Percentage
17 and under	2	0.4%
18-19	92	16%
20-21	141	25%
22-24	130	23%
25-29	129	23%
30-34	47	8%
35-39	13	2%
40+	8	1%



Visa Type	Number of students	Percentage
F-1	530	94%
J-1	32	6%

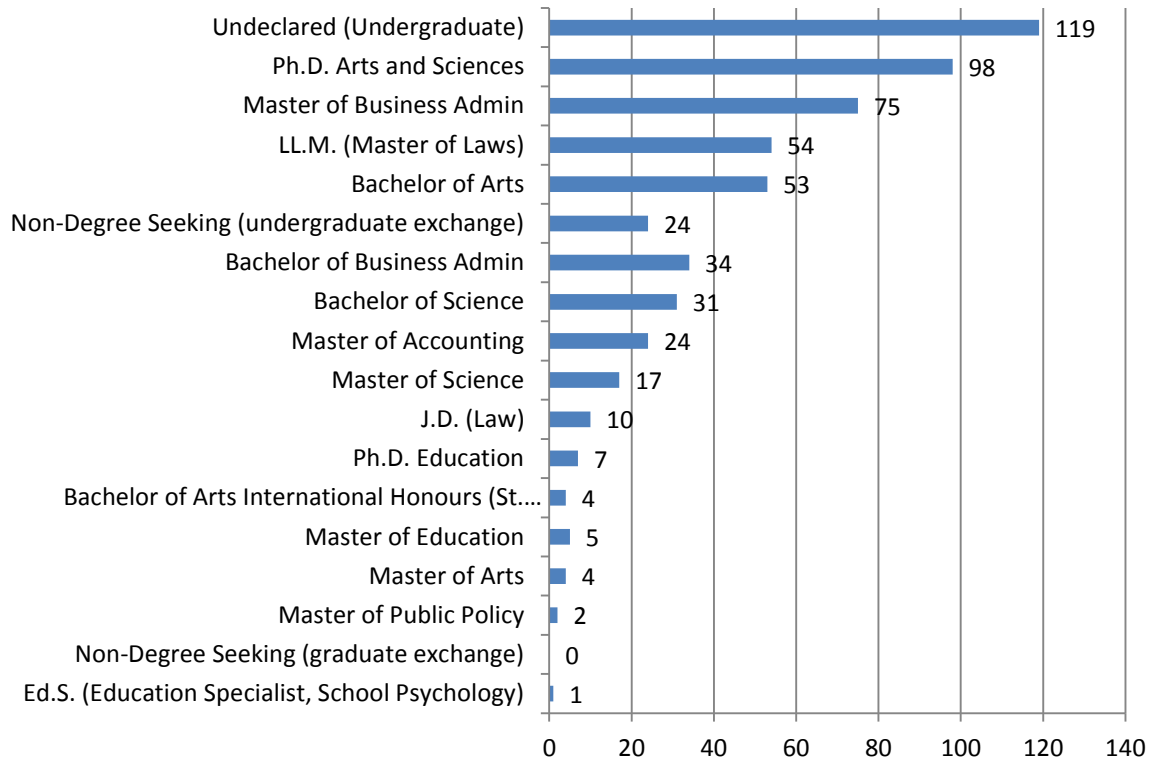


Level	Number of students	Percentage
Graduate	297	53%
Undergraduate	241	43%
Exchange (Graduate)	0	0%
Exchange (Undergraduate)	24	4%



Academic Program	Number of students	Percentage
Bachelor of Arts	53	9%
Bachelor of Arts International Honours (St. Andrews Program)	4	0.7%
Bachelor of Business Admin	34	6%
Bachelor of Science	31	6%
Undeclared (Undergraduate)	119	21%
Non-Degree Seeking (undergraduate exchange)	24	4%
Non-Degree Seeking (graduate exchange)	0	0%
Master of Accounting	24	4%
Master of Business Admin	75	13%
LL.M. (Master of Laws)	54	10%
J.D. (Law)	10	2%
Master of Arts	4	0.7%
Master of Public Policy	2	0.4%
Master of Science	17	3%
Ph.D. Arts and Sciences	98	17%
Master of Education	5	0.9%
Ed.S. (Education Specialist, School Psychology)	1	0.2%
Ph.D. Education	7	1%

Academic Program



Degree Seeking and Exchange					
Countries	Number	Percentage	Country	Number	Percentage
Albania	1	0.2%	Malaysia	2	0.4%
Australia	7	1%	Mexico	4	0.7%
Azerbaijan	1	0.2%	Nepal	5	0.9%
Bahrain	2	0.4%	Netherlands	2	0.4%
Bangladesh	2	0.4%	New Zealand	1	0.2%
Bolivia	1	0.2%	Nigeria	2	0.4%
Brazil	3	0.5%	Pakistan	4	0.7%
Canada	8	1%	Peru	1	0.2%
China	343	61%	Philippines	1	0.2%
Colombia	1	0.2%	Qatar	2	0.4%
Czech Republic	1	0.2%	Romania	1	0.2%
Dominican Republic	1	0.2%	Russia	3	0.5%
Estonia	1	0.2%	Sierra Leone	2	0.4%
Ethopia	1	0.2%	South Africa	2	0.4%
France	2	0.4%	South Korea	46	8%
Germany	3	0.5%	Sri Lanka	1	0.2%
Ghana	2	0.4%	Switzerland	1	0.2%
Hong Kong	1	0.2%	Taiwan	11	2%
India	28	5%	Thailand	6	1%

Indonesia	10	2%	Uganda	1	0.2%
Iran	2	0.4%	Ukraine	1	0.2%
Italy	1	0.2%	United Kingdom	17	3%
Jamaica	1	0.2%	Venezuela	1	0.2%
Japan	13	2%	Vietnam	5	0.9%
Kenya	1	0.2%	Yemen	2	0.4%
Libya	1	0.2%			
Total Number of Students:	562		Total Number of Countries:	51	

Degree Seeking only					
Countries	Number	Percentage	Country	Number	Percentage
Albania	1	0.2%	Malaysia	2	0.4%
Australia	4	0.7%	Mexico	4	0.7%
Azerbaijan	1	0.2%	Nepal	5	0.9%
Bahrain	2	0.4%	Netherlands	1	0.2%
Bangladesh	2	0.4%	New Zealand	1	0.2%
Bolivia	1	0.2%	Nigeria	2	0.4%
Brazil	3	0.6%	Pakistan	4	0.7%
Canada	7	1%	Peru	1	0.2%
China	341	63%	Philippines	1	0.2%
Colombia	1	0.2%	Qatar	2	0.4%
Czech Republic	1	0.2%	Romania	1	0.2%
Dominican Republic	1	0.2%	Russia	2	0.4%
Estonia	1	0.2%	Sierra Leone	2	0.4%
Ethiopia	1	0.2%	South Africa	2	0.4%
France	1	0.2%	South Korea	46	9%
Germany	2	0.4%	Sri Lanka	1	0.2%
Ghana	2	0.4%	Switzerland	1	0.2%
Hong Kong	1	0.2%	Taiwan	11	2%
India	28	5%	Thailand	6	1%
Indonesia	10	2%	Uganda	1	0.2%
Iran	2	0.4%	Ukraine	1	0.2%
Italy	1	0.2%	United Kingdom	8	1%
Jamaica	1	0.2%	Venezuela	1	0.2%
Japan	9	2%	Vietnam	4	0.7%
Kenya	1	0.2%	Yemen	2	0.4%
Libya	1	0.2%			
Total Number of Students:	538		Total Number of Countries:	51	

Exchange Only					
Countries	Number	Percentage	Country	Number	Percentage
Australia	3	13%	Japan	4	17%

Canada	1	4%	Netherlands	1	4%
China	2	8%	Russia	1	4%
France	1	4%	United Kingdom	9	38%
Germany	1	4%	Vietnam	1	4%
Total Number of Students:	24		Total Number of Countries:	10	

Top 5 countries (degree seeking & exchange)	Percentage of total international student population
China	61%
South Korea	8%
India	5%
United Kingdom	3%
Japan	2%

Top 5 countries (degree seeking only)	Percentage of total degree seeking international student population
China	63%
South Korea	9%
India	5%
Taiwan	2%
Indonesia	2%

Top 5 countries (exchange only)	Percentage of total exchange international student population
United Kingdom	38%
Japan	17%
Australia	13%
China	8%
Canada/France/Germany/Netherlands/Russia/Vietnam (tie)	4%

Citizenship (Degree Seeking & Exchange)

