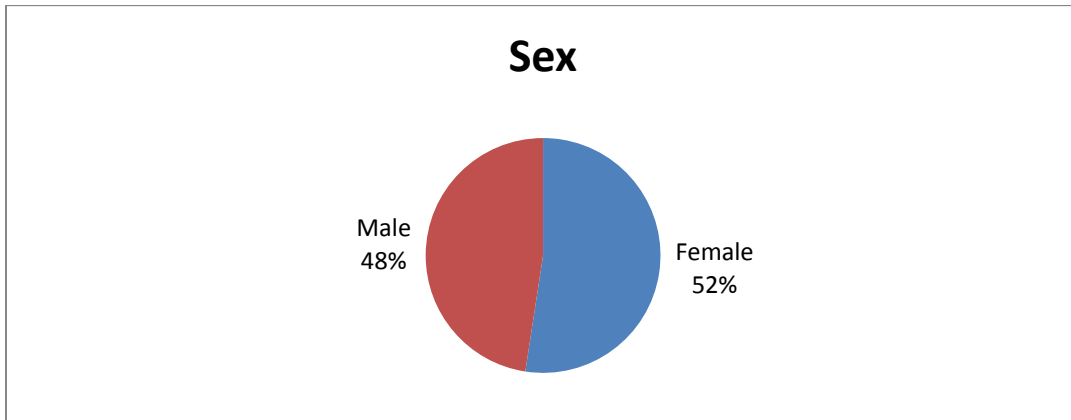


International Student Statistics, Spring 2013

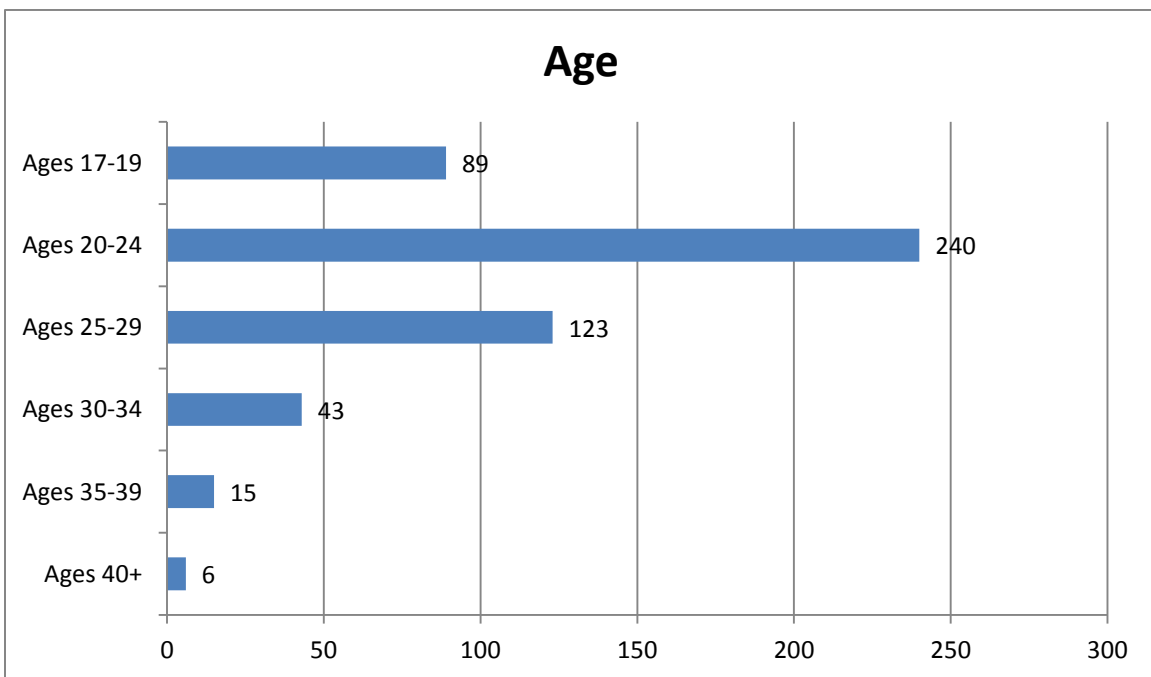
Total students: 517

For the purpose of these statistics, international students are defined as F-1 and J-1 student visa holders.

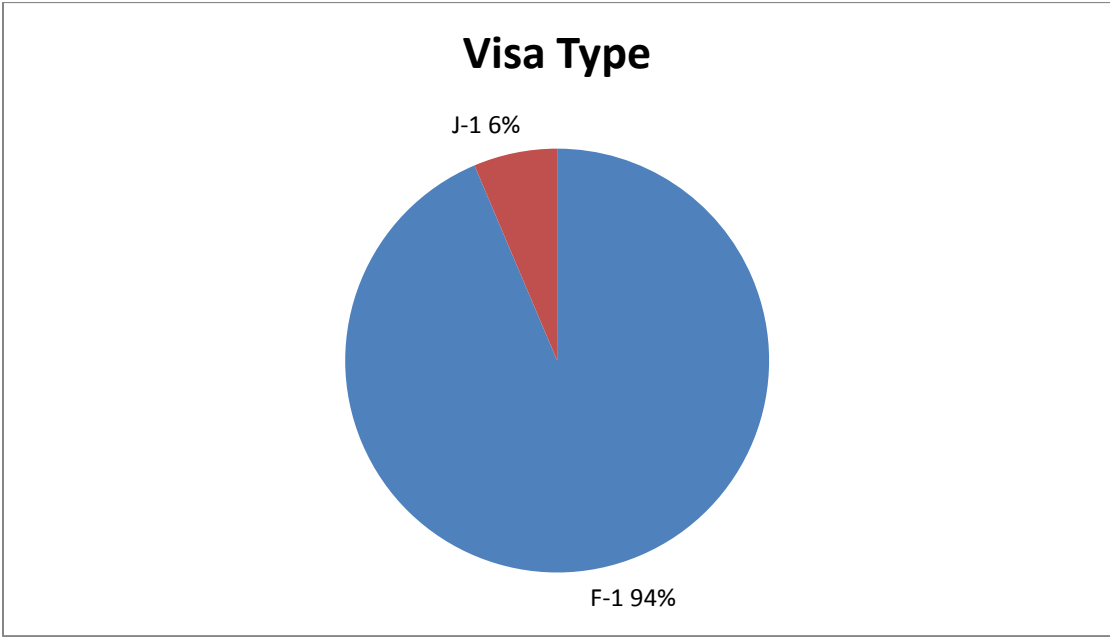
Gender	Number of students	Percentage
Female	271	52%
Male	246	48%



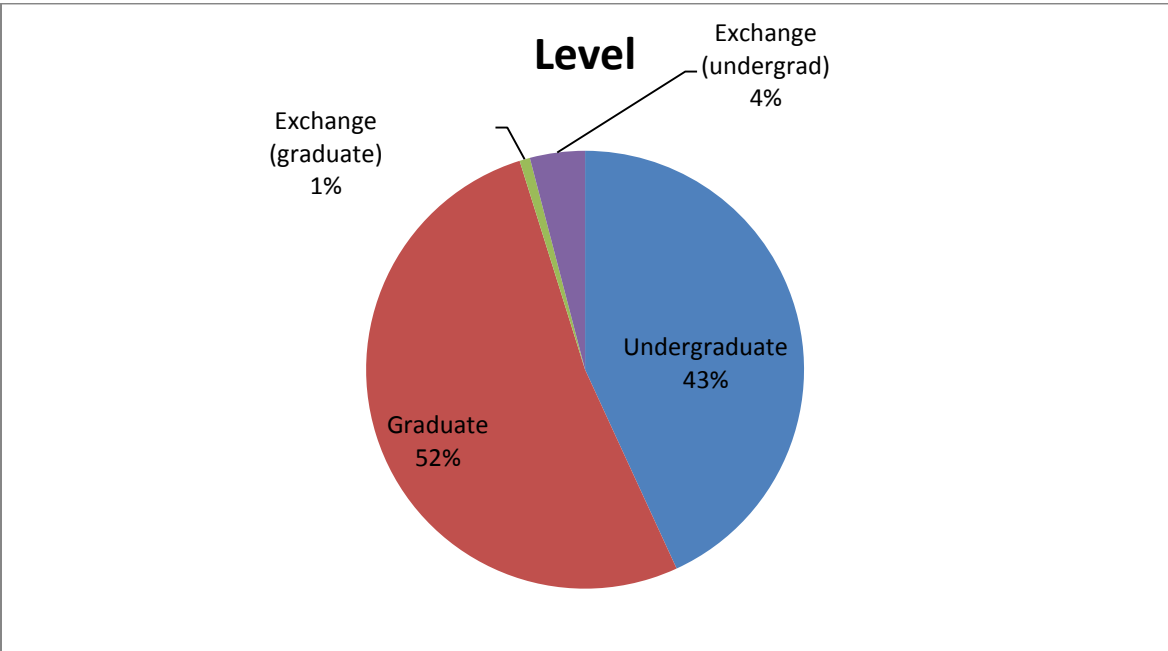
Age	Number of students	Percentage
17-19	89	17%
20-24	240	46%
25-29	123	24%
30-34	43	8%
35-39	15	3%
40+	6	1%



Visa Type	Number of students	Percentage
F-1	484	94%
J-1	33	6%

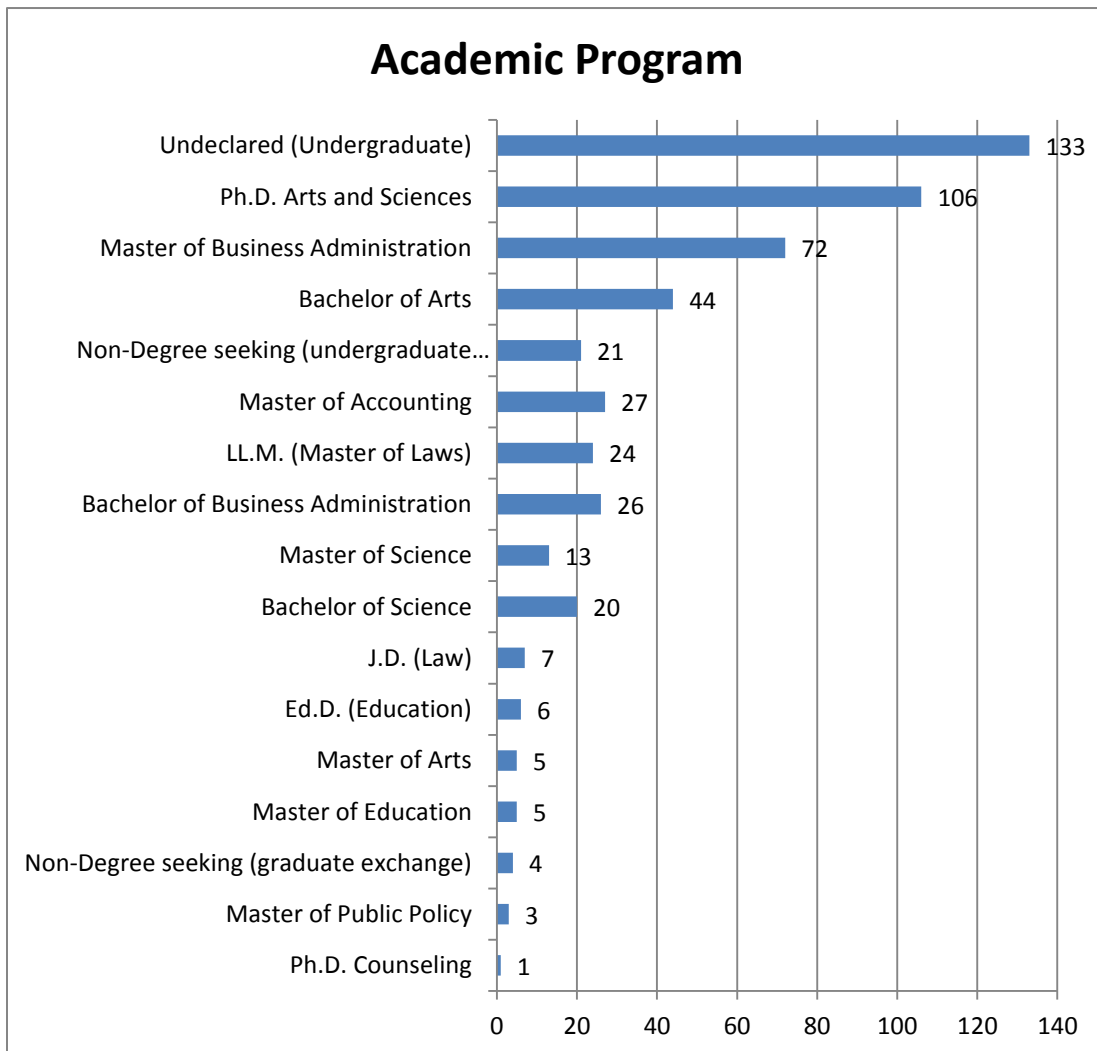


Level	Number of students	Percentage
Graduate	269	52%
Undergraduate	223	43%
Exchange (Graduate)	4	0.8%
Exchange (Undergraduate)	21	4%



Academic Program	Number of students	Percentage
------------------	--------------------	------------

Bachelor of Arts	44	9%
Bachelor of Business Admin	26	5%
Bachelor of Science	20	4%
Undeclared (Undergraduate)	133	26%
Non-Degree Seeking (undergraduate exchange)	21	4%
Non-Degree Seeking (graduate exchange)	4	1%
Master of Accounting	27	5%
Master of Business Admin	72	14%
LL.M. (Master of Laws)	24	5%
J.D. (Law)	7	1%
Master of Arts	5	1%
Master of Public Policy	3	1%
Master of Science	13	3%
Ph.D. Arts and Sciences	106	21%
Master of Education	5	1%
Ed.D. (Education)	6	1%
Ph.D. Counseling	1	0.2%



Countries	Number	Percentage	Country	Number	Percentage
Albania	1	0.2%	Mexico	3	0.6%
Australia	7	1.4%	Nepal	2	0.4%
Austria	3	0.6%	Netherlands	2	0.4%
Azerbaijan	1	0.2%	New Zealand	1	0.2%
Bangladesh	1	0.2%	Nicaragua	1	0.2%
Brazil	3	0.6%	Nigeria	4	0.8%
Canada	7	1.4%	Pakistan	4	0.8%
China	294	57%	Peru	1	0.2%
Colombia	1	0.2%	Philippines	1	0.2%
Czech Republic	1	0.2%	Romania	2	0.4%
Ecuador	1	0.2%	Russia	2	0.4%
Estonia	1	0.2%	Saudi Arabia	1	0.2%
France	1	0.2%	Singapore	2	0.4%
Germany	5	1%	South Africa	2	0.4%
Ghana	1	0.2%	South Korea	53	10.3%
Greece	2	0.4%	Sri Lanka	1	0.2%
Haiti	1	0.2%	Sweden	2	0.4%
Hong Kong	2	0.4%	Taiwan	16	3.1%
India	25	4.8%	Thailand	10	1.9%
Indonesia	7	1.4%	Turkey	1	0.2%
Iran	2	0.4%	Ukraine	2	0.4%
Italy	1	0.2%	United Kingdom	18	3.5%
Jamaica	1	0.2%	Venezuela	1	0.2%
Japan	12	2.3%	Vietnam	1	0.2%
Libya	2	0.4%	Yemen (Adan)	1	0.2%
Malaysia	1	0.2%			

Country of Citizenship

