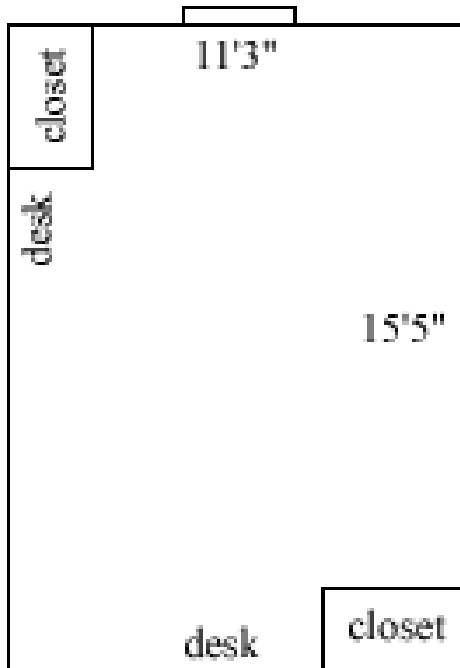


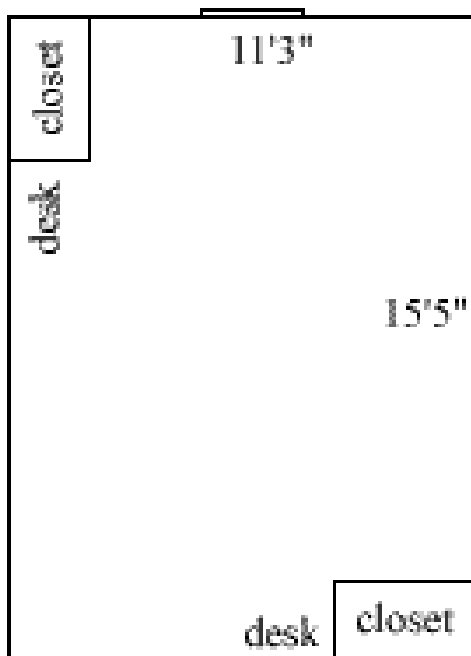
## Dinwiddie Hall Third-Floor Rooms

### Dinwiddie 301, 303



Room occupancy	2
Ceiling height	7'10"
# of outlets	6
Sink	no
Bathroom facilities	hall
Built in furniture	no
Medicine cabinet	no
Closet size	Wardrobes 5'8"(h) x 2'10" (w) x 1'10" (d)
Window size	5'2"(h) x 2'11"(w)

### Dinwiddie 302, 304

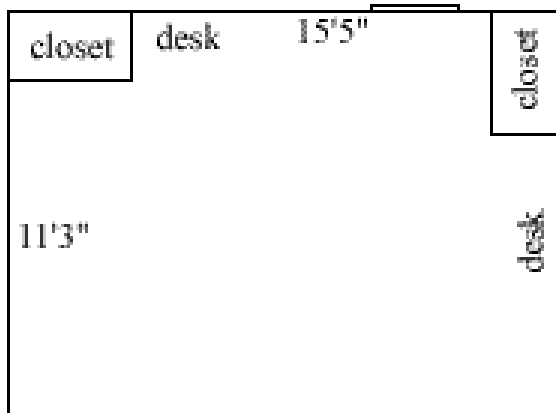


Room occupancy	2
Ceiling height	7'10"
# of outlets	6
Sink	no
Bathroom facilities	hall
Built in furniture	no
Medicine cabinet	no
Closet size	Wardrobe 5'8" (h) x 2'10" (w) x 1'10" (d)
Window size	5'2"(h) x 2'11"(w)

Floor plans are provided to demonstrate differences between room types. Individual rooms vary. All dimensions and square footage are approximate and should not be relied upon as representation, express or implied, of your actual assigned room.

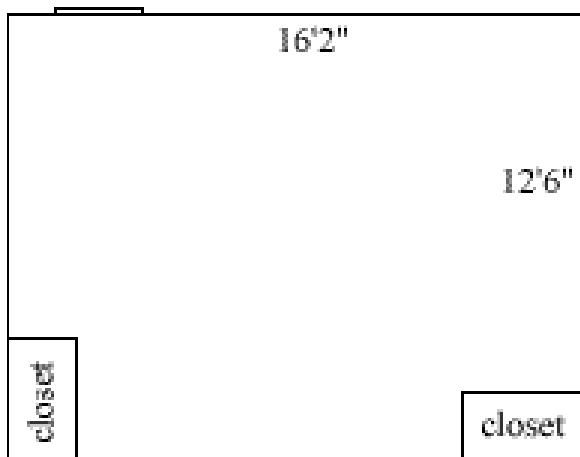
## Dinwiddie Hall Third-Floor Rooms

### Dinwiddie 305, 309



Room occupancy	2
Ceiling height	7'10"
# of outlets	6
Sink	no
Bathroom facilities	hall
Built in furniture	no
Medicine cabinet	no
Closet size	Wardrobe 5'8(h) x 2'10"(w) x 1'10" (d)
Window size	5'2"(h) x 2'11"(w)

### Dinwiddie 306, 308

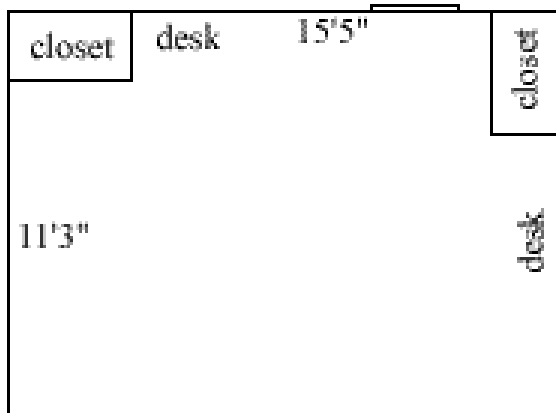


Room occupancy	2
Ceiling height	7'10"
# of outlets	6
Sink	no
Bathroom facilities	hall
Built in furniture	none
Medicine cabinet	no
Closet size	Wardrobe 5'8(h) x 2'10"(w) x 1'10" (d)
Window size	5'2"(h) x 2'11"(w)

Floor plans are provided to demonstrate differences between room types. Individual rooms vary. All dimensions and square footage are approximate and should not be relied upon as representation, express or implied, of your actual assigned room.

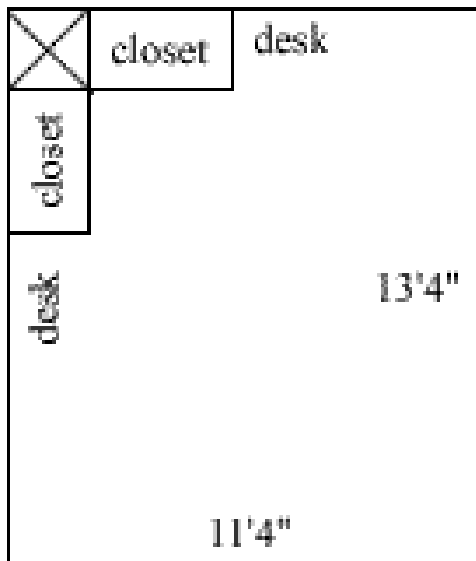
## Dinwiddie Hall Third-Floor Rooms

### Dinwiddie 307



Room occupancy	1
Ceiling height	7'10"
# of outlets	6
Sink	no
Bathroom facilities	hall
Built in furniture	no
Medicine cabinet	no
Closet size	Wardrobe 5'8(h) x 2'10"(w) x 1'10" (d)
Window size	5'2"(h) x 2'11"(w)

### Dinwiddie 310



Room occupancy	2
Ceiling height	7'10"
# of outlets	6
Sink	no
Bathroom facilities	hall
Built in furniture	no
Medicine cabinet	no
Closet size	Wardrobe 5'8(h) x 2'10"(w) x 1'10" (d)
Window size	5'2"(h) x 2'11"(w)

Floor plans are provided to demonstrate differences between room types. Individual rooms vary. All dimensions and square footage are approximate and should not be relied upon as representation, express or implied, of your actual assigned room.