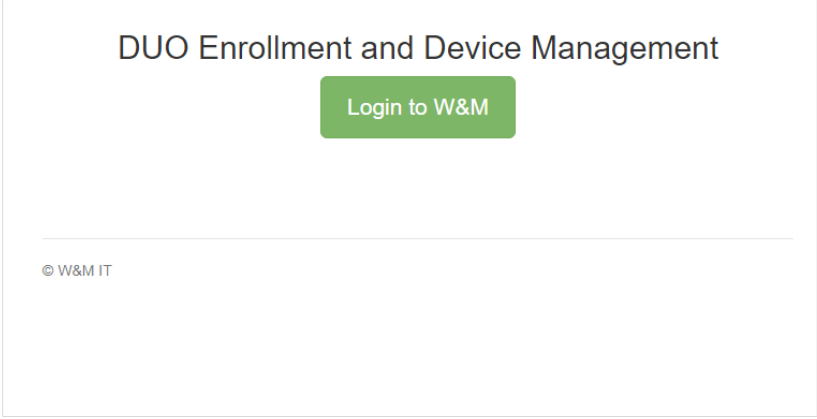

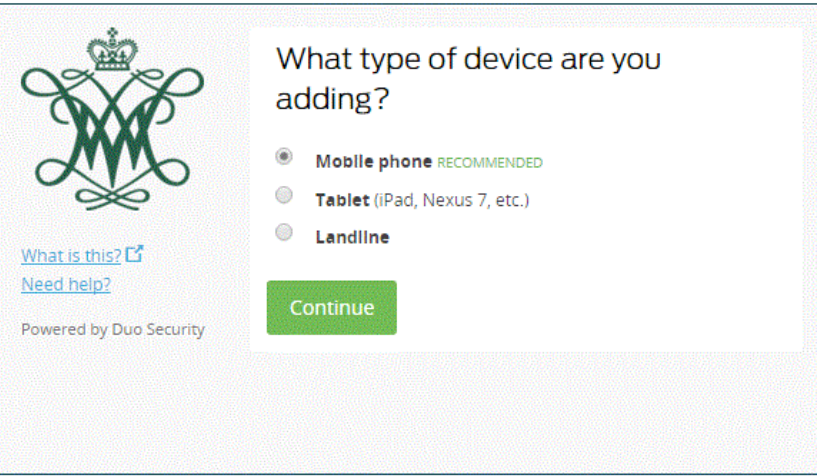
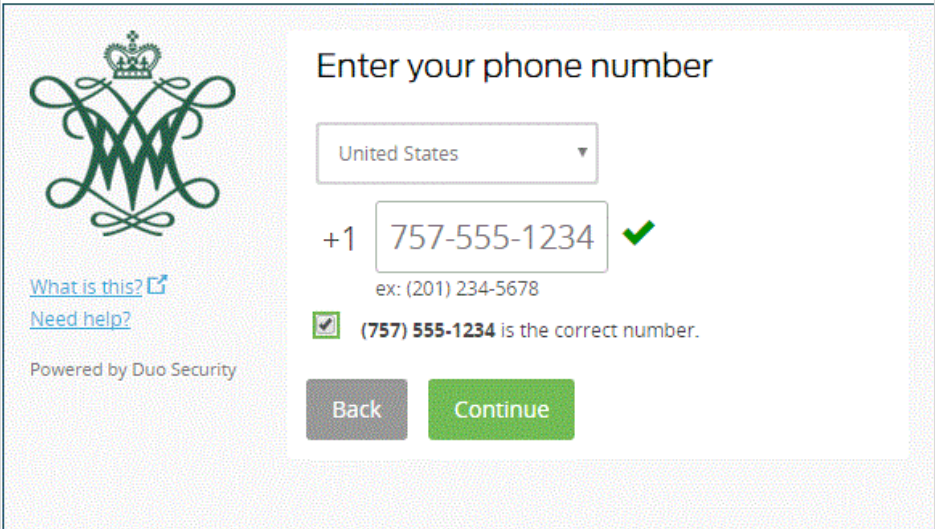
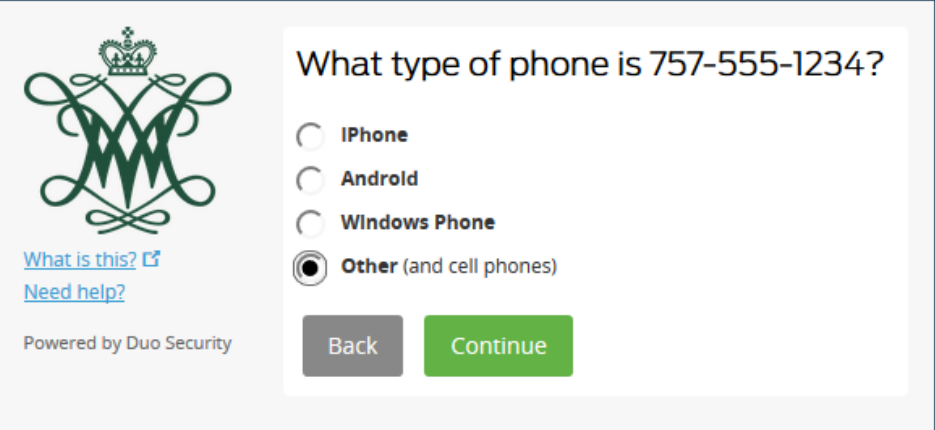


# Duo First-Time Enrollment

## Mobile Phone without App Install

These instructions are for the initial setup of a smartphone with Duo two-factor authentication. If you already have a device configured with Duo and need to make changes to your authentication method, please see the Device Management instructions.

Register your Mobile Device with Duo	
<p><b>On your computer:</b></p> <p>Via a web browser, go to:  <a href="https://2f.wm.edu/">https://2f.wm.edu/</a></p> <p>and click <b>“Login to W&amp;M”</b></p>	
<p>Click <b>“Start Setup”</b></p>	
<p>Select <b>“Mobile Phone”</b></p>	

<p>Enter your phone number including area code.</p> <p>Click <b>“Continue”</b></p>	
<p>Select <b>“Other”</b></p> <p>Click <b>“Continue”</b></p> <p>(Choose “Other” even if you are using an iPhone or an Android)</p>	
<p>Congratulations, you have successfully signed up for the Duo service.</p> <p>Click <b>“Save”</b></p> <p>Setup is now Complete.</p>	