
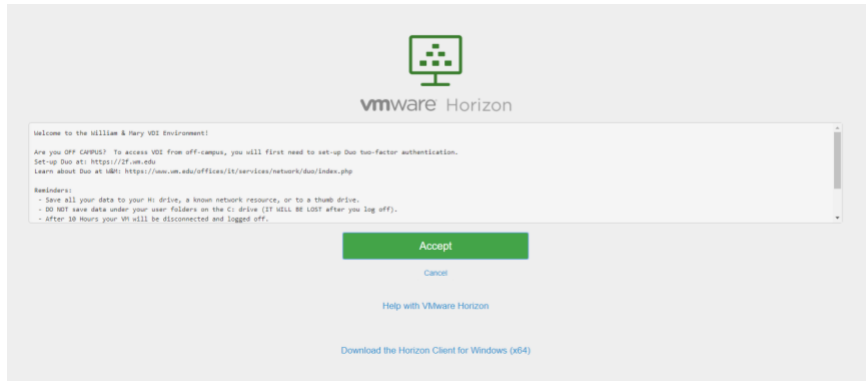



How to access VDI via Duo Two-Factor via HTML

Note: If you are on campus you will not need to use Duo to connect to VDI.


Navigate to Vdesktop.wm.edu	
<p>Open a web browser and navigate to "vdesktop.wm.edu"</p> <p>Click "VMware Horizon HTML Access"</p>	
<p>Click "Accept"</p>	
Enter WMusername and Password	
<p>Enter your W&M Username where it says "Username"</p> <p>Enter your Campus Password where it says "Passcode"</p>	

Enter the number for your next Duo Passcode or enter an authentication option (1-3)

Option 1, will send a Duo Push to a smartphone.

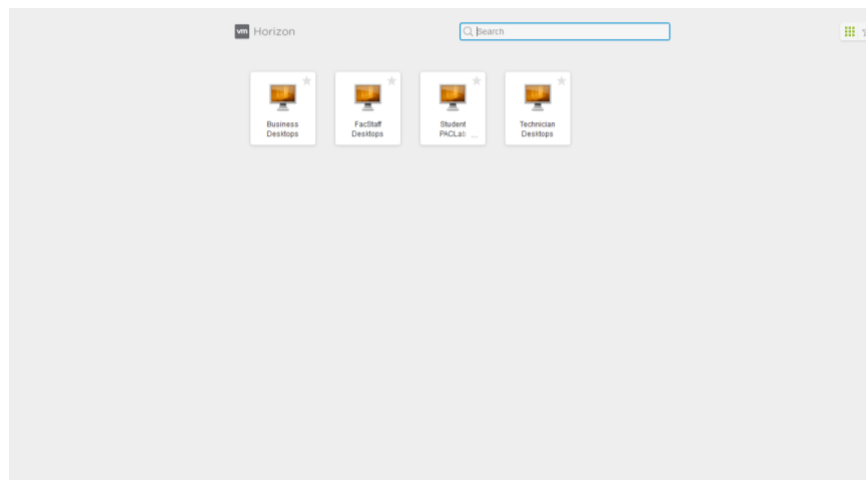
Option 2, will call an enrolled phone.

Option 3, will send a text message with to your smartphone



Select Desktop

Click on the Desktop (i.e. FacStaff Desktops) that you'd like to connect to.



You should now see the Desktop loading screen

