

WIPPO Snap Poll I: How the U.S. Public and U.S.-based IR Scholars Compare on Iran Nuclear Agreement, Use of Force, Migration Crisis, Greece, Trade Agreements, and FIFA

July 8, 2015

Wisconsin International Policy and Public Opinion (WIPPO) Project
University of Wisconsin–Madison

and

Teaching, Research & International Policy (TRIP) Project
Institute for the Theory and Practice of International Relations (ITPIR)
College of William and Mary

<http://www.wm.edu/trip>

Principal Investigators: Daniel Maliniak, College of William & Mary
Susan Peterson, College of William & Mary
Jon Pevehouse, University of Wisconsin–Madison
Ryan Powers, University of Wisconsin–Madison
Michael J. Tierney, College of William & Mary

Acknowledgements: We would like to thank Sooyeon Kim, David Singer, and Eric Voeten for their valuable input on survey questions and would like to thank the Carnegie Corporation of New York for supporting this research.

Media Contact: Sasha Maliniak
Phone: (757) 221-7568
Email: sjmaliniak@wm.edu

Data Contacts: Elizabeth Martin, Katie Paulson-Smith
Phone: (757) 221-1466
Email: irsurvey@wm.edu

Methodology: For the public opinion poll, we surveyed 1,000 Americans from an existing panel provided by Qualtrics. The poll was open June 9, 2014 to June 18, 2015. The margin of error is approximately +/-3.1 percent. Table 1 shows that this sample is representative of the U.S. public in terms of age, gender, and income.

We report results of three polls of scholars. For these polls, we attempted to contact all international relations (IR) scholars in the United States. We define IR scholars as individuals who are employed at a college or university in a political science department or professional school and who teach or conduct research on issues that cross international borders.

The 2014 TRIP Faculty Survey was open September 9 to November 3, 2014. Of the 4,187 scholars across the United States who we contacted, 1,615 responded. The resulting response rate is approximately 38 percent, and the margin of error for the poll is +/-1.91 percent. For additional details see the full report [here](#).

TRIP Snap Poll 5 was open April 6 to April 7, 2015. Of the 4,169 scholars across the United States who we contacted, 921 responded. The resulting response rate is approximately 22.1 percent, and the margin of error for the poll is +/- 2.85% percent. For additional details see the full report [here](#).

TRIP Snap Poll 6 was open May 31 to June 2, 2015. Of the 4,094 scholars across the United States who we contacted, 655 responded. The resulting response rate is approximately 16.0 percent, and the margin of error for the poll is +/- 3.51% percent. For additional details see the full report [here](#).

Introduction

We are pleased to share the results of the first Wisconsin International Policy and Public Opinion (WIPPO) Snap Poll of the U.S. Public. WIPPO Snap Polls of the public are conducted in parallel with TRIP Snap Polls of IR scholars in order to understand how expert opinion on international politics and policy issues differs from that of the public.

With support from the Carnegie Corporation of New York, we field TRIP/WIPPO Snap Polls several times a year. Our polls provide real-time data in the wake of significant policy proposals, during international crises, and on emerging foreign policy debates. In this series of polls, we asked about support for military use of force, ongoing negotiations between Iran and the P5+1, Greece and the future of the Euro, international migration, FIFA, and free-trade agreements. A related essay identifying some interesting patterns and raising new questions is published on ForeignPolicy.com. For a direct link to that article [click here](#).

How WIPPO/TRIP Snap Polls work

WIPPO Snap Polls of the U.S. public are fielded using a standing internet-based panel from Qualtrics. In this first public opinion poll, we surveyed 1,000 Americans. The sample is representative of the U.S. public in terms of gender, age, and income.

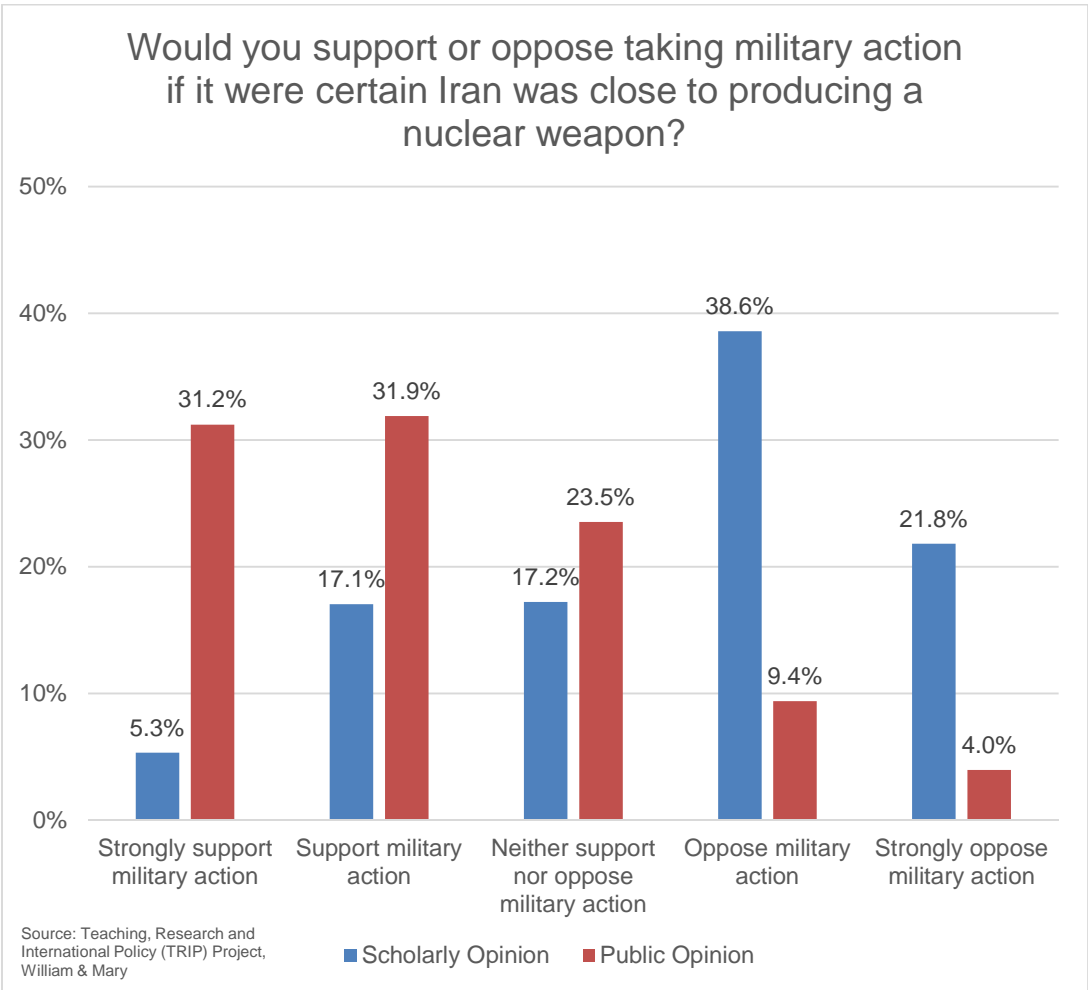
TRIP polls survey all IR scholars in the United States. To be included in our sample, individuals must be employed at a U.S. college or university in a political science department or professional school and teach or conduct research on issues that cross international borders.

The number of responses to each question is listed below. See each report for a detailed breakdown of the demographic characteristics of respondents compared to the population of IR scholars identified by the TRIP project.

Survey Results

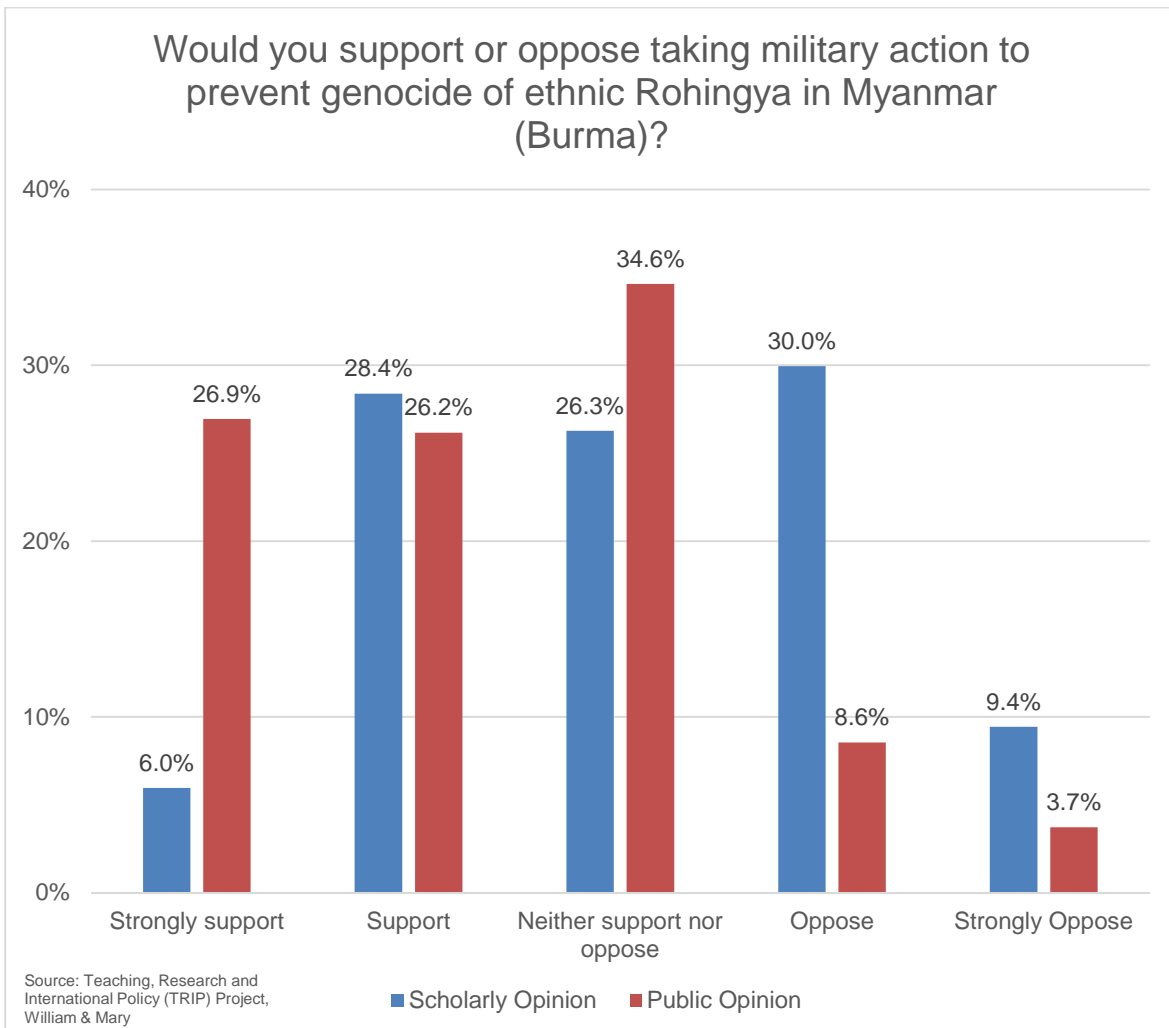
Question 1: Would you support or oppose taking military action if it were certain Iran was close to producing a nuclear weapon?

Response Option	Scholarly Opinion		Public Opinion	
	Count	Percent	Count	Percent
Strongly support military action	58	5.32%	362	31.21%
Support military action	186	17.06%	370	31.90%
Neither support nor oppose military action	188	17.25%	273	23.53%
Oppose military action	421	38.61%	109	9.40%
Strongly oppose military action	237	21.75%	46	3.97%



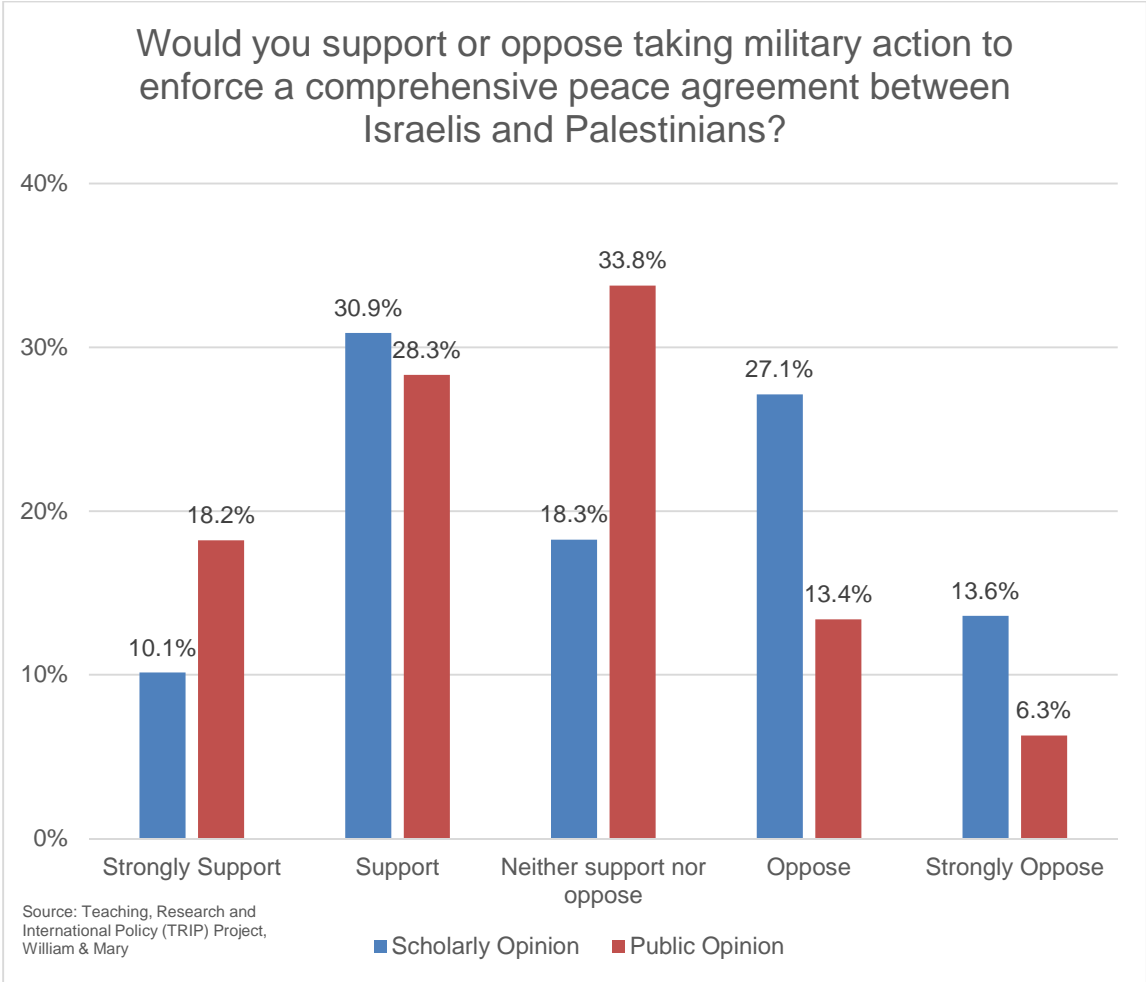
Question 2: Would you support or oppose taking military action to prevent genocide of ethnic Rohingya in Myanmar (Burma)?

Response Option	Scholarly Opinion		Public Opinion	
	Count	Percent	Count	Percent
Strongly support	65	5.95%	312	26.94%
Support	309	28.35%	303	26.17%
Neither support nor oppose	287	26.31%	401	34.63%
Oppose	327	29.96%	99	8.55%
Strongly Oppose	103	9.43%	43	3.71%



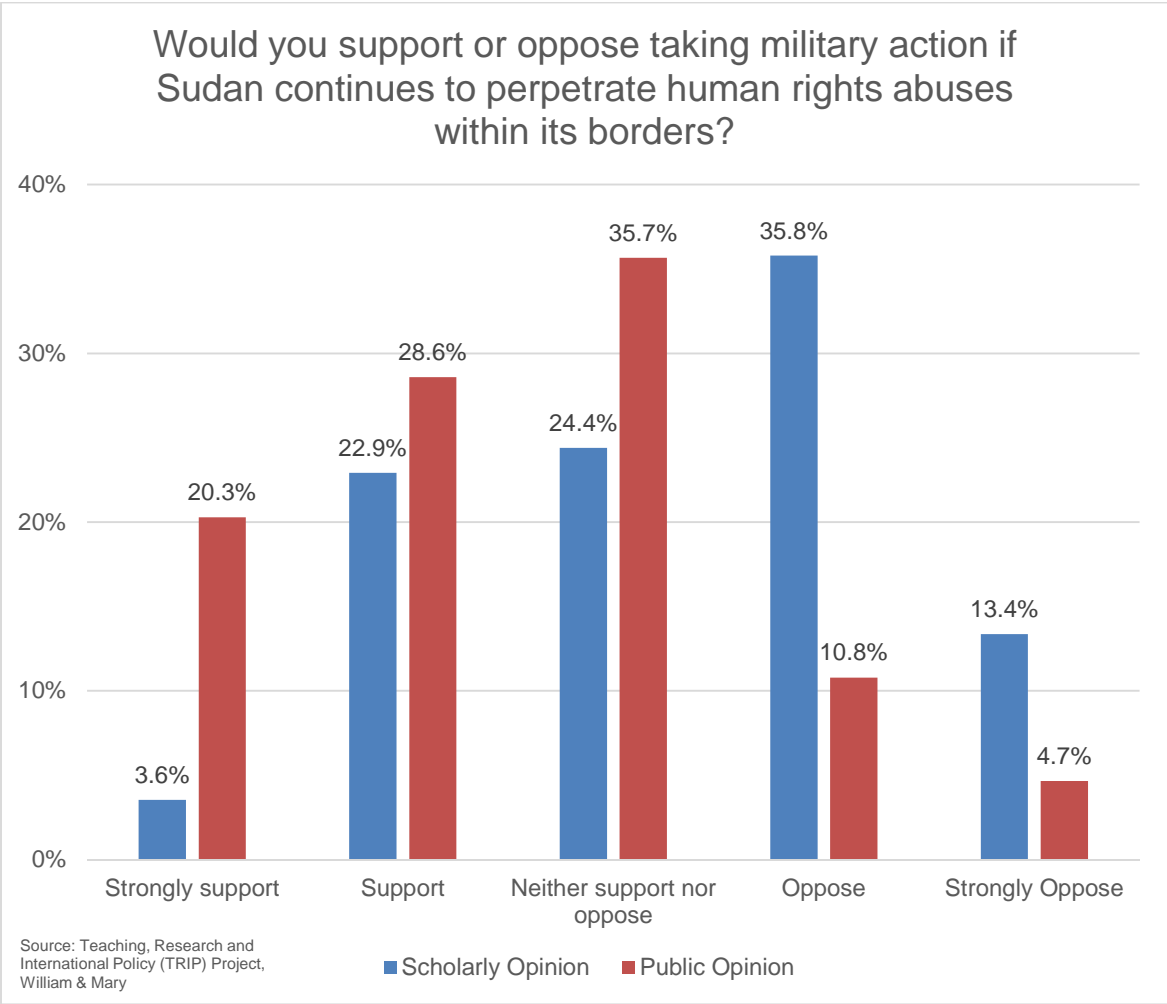
Question 3: Would you support or oppose taking military action to enforce a comprehensive peace agreement between Israelis and Palestinians?

Response Option	Scholarly Opinion		Public Opinion	
	Count	Percent	Count	Percent
Strongly support	111	10.14%	211	18.22%
Support	337	30.85%	328	28.32%
Neither support nor oppose	200	18.25%	391	33.77%
Oppose	297	27.14%	155	13.39%
Strongly Oppose	149	13.62%	73	6.30%



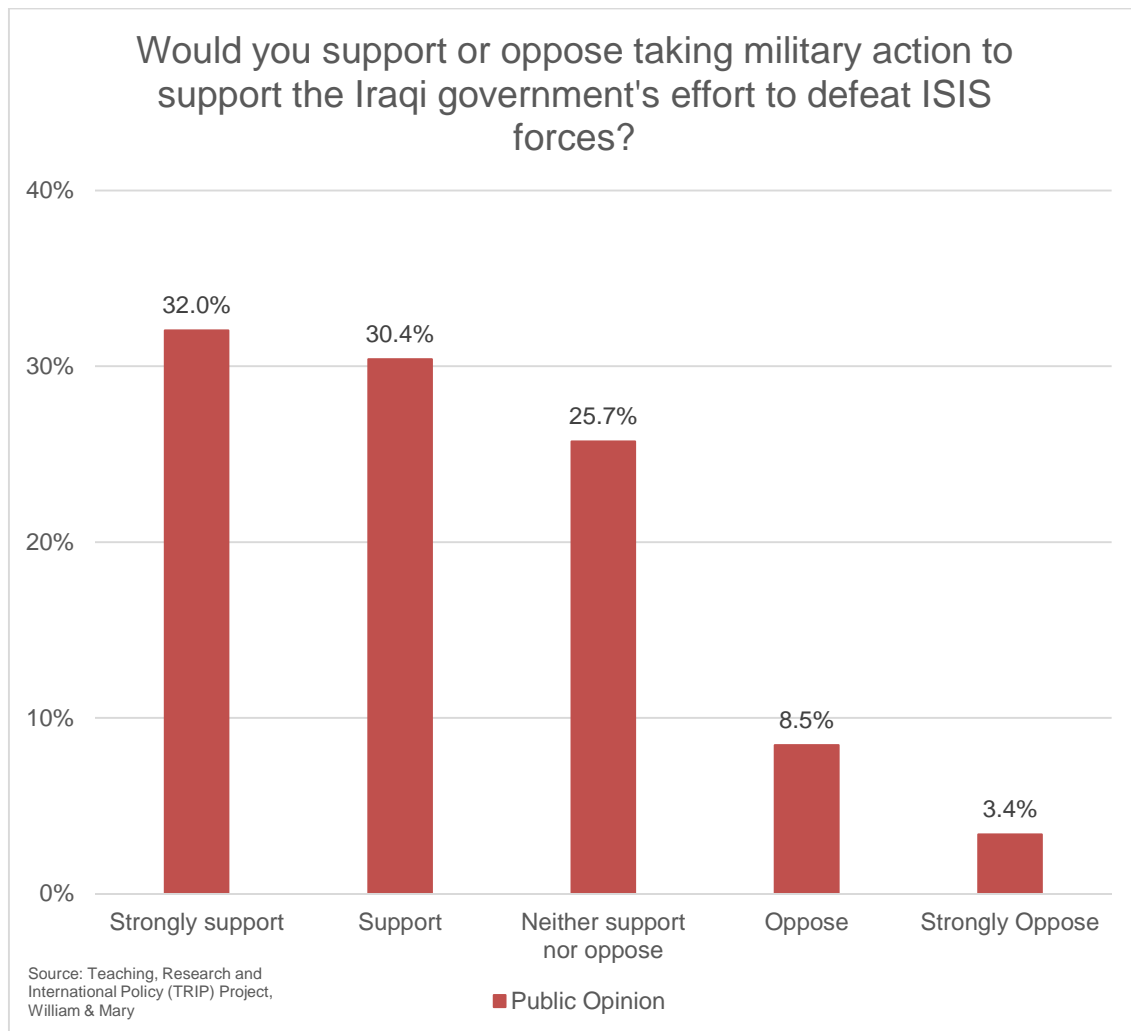
Question 4: Would you support or oppose taking military action if Sudan continues to perpetrate human rights abuses within its borders?

Response Option	Scholarly Opinion		Public Opinion	
	Count	Percent	Count	Percent
Strongly support	38	3.55%	235	20.29%
Support	245	22.92%	331	28.58%
Neither support nor oppose	261	24.42%	413	35.66%
Oppose	382	35.74%	125	10.79%
Strongly Oppose	143	13.37%	54	4.66%



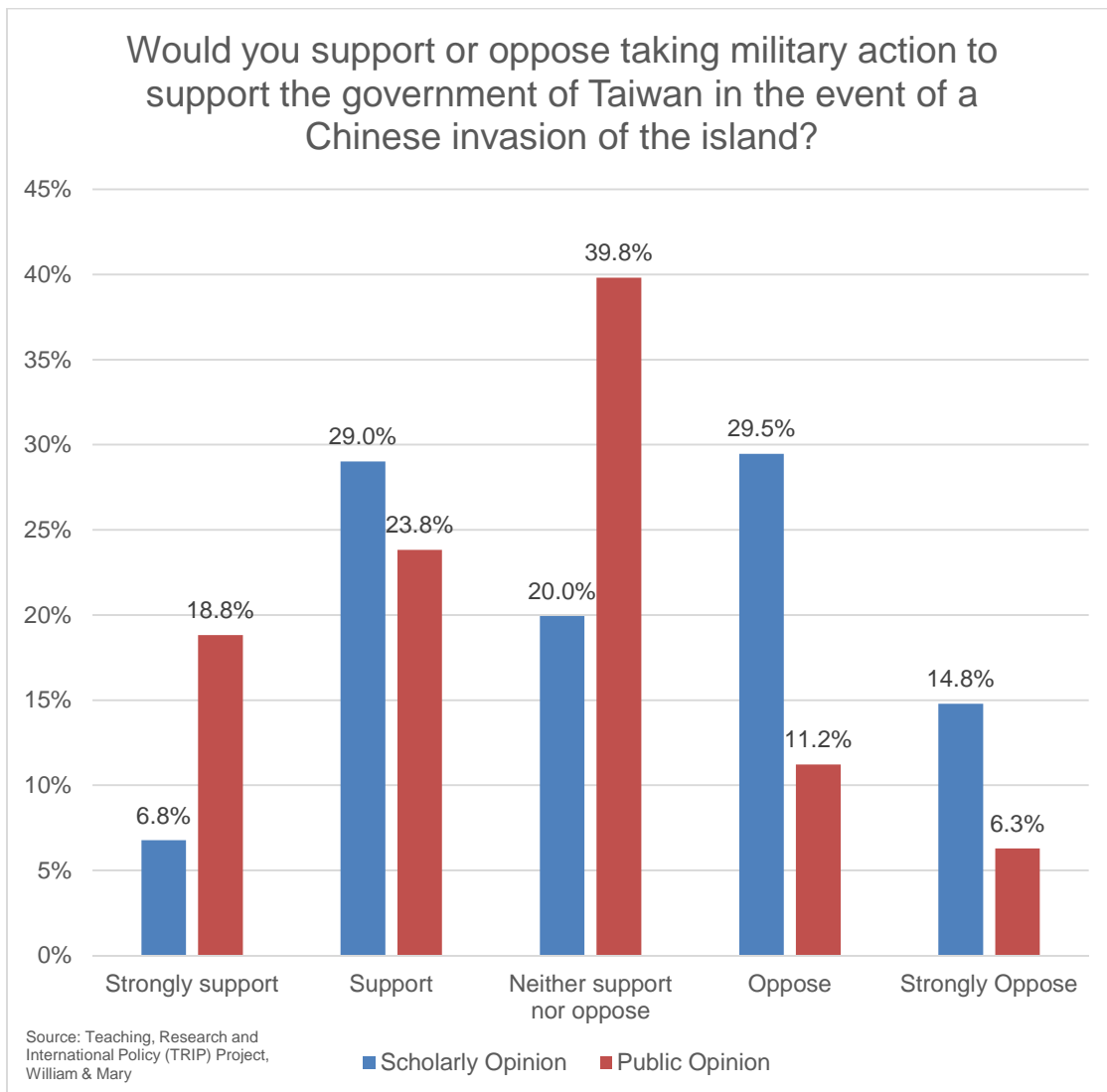
Question 5: Would you support or oppose taking military action to support the Iraqi government's effort to defeat ISIS forces?

Response Option	Public Opinion	
	Count	Percent
Strongly support	371	32.04%
Support	352	30.40%
Neither support nor oppose	298	25.73%
Oppose	98	8.46%
Strongly Oppose	39	3.37%



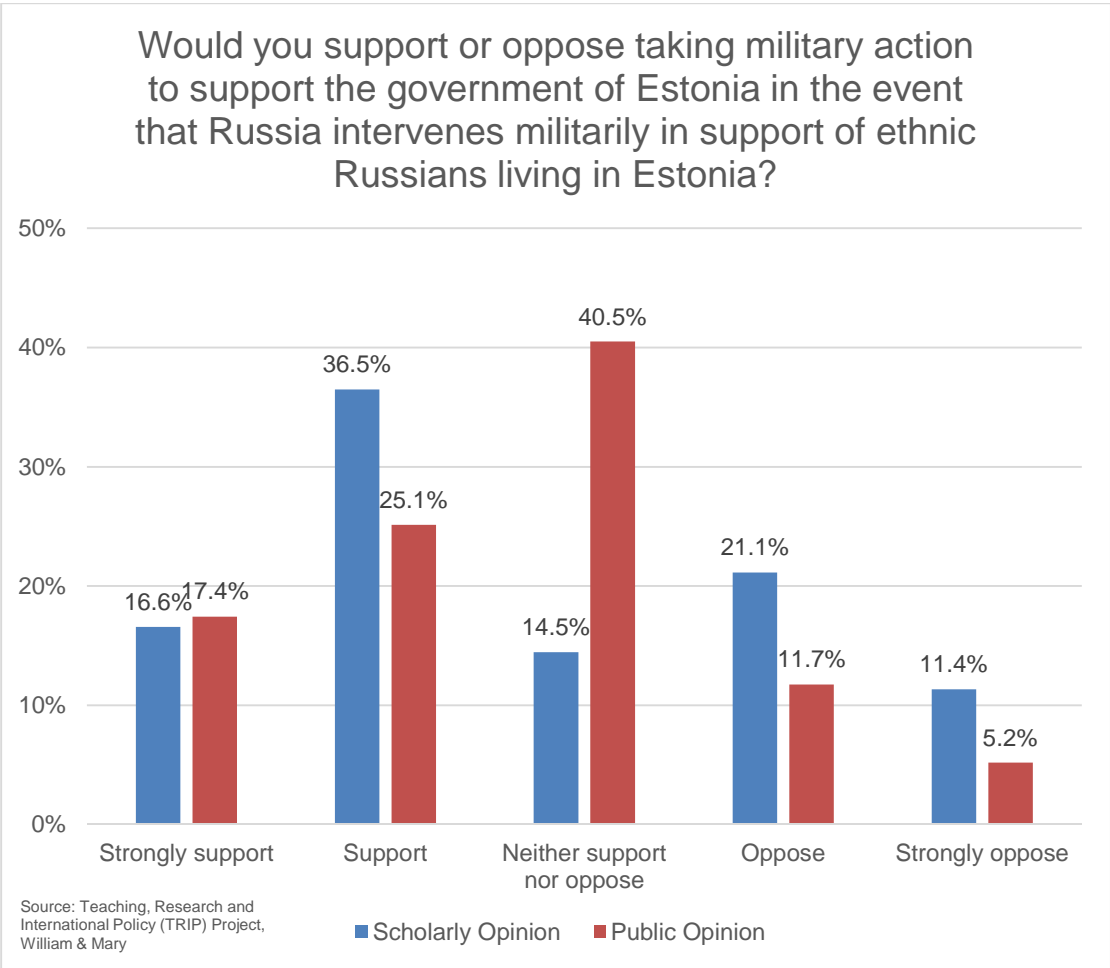
Question 6: Would you support or oppose taking military action to support the government of Taiwan in the event of a Chinese invasion of the island?

Response Option	Scholarly Opinion		Public Opinion	
	Count	Percent	Count	Percent
Strongly support	59	6.77%	218	18.83%
Support	253	29.01%	276	23.83%
Neither support nor oppose	174	19.95%	461	39.81%
Oppose	257	29.47%	130	11.23%
Strongly Oppose	129	14.79%	73	6.30%



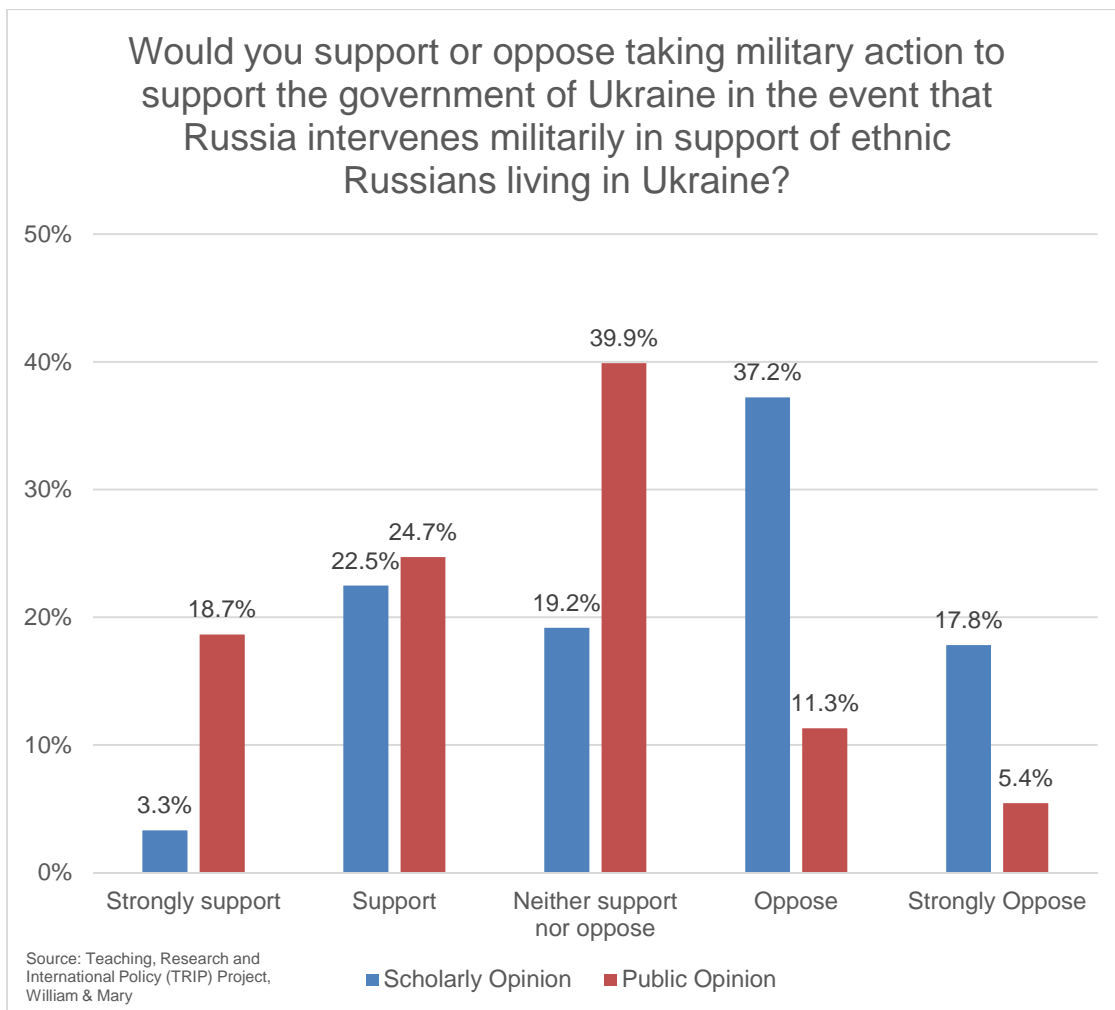
Question 7: Would you support or oppose taking military action to support the government of Estonia in the event that Russia intervenes militarily in support of ethnic Russians living in Estonia?

Response Option	Scholarly Opinion		Public Opinion	
	Count	Percent	Count	Percent
Strongly support	149	16.59%	202	17.44%
Support	327	36.45%	291	25.13%
Neither support nor oppose	130	14.48%	469	40.50%
Oppose	190	21.13%	136	11.74%
Strongly Oppose	102	11.35%	60	5.18%



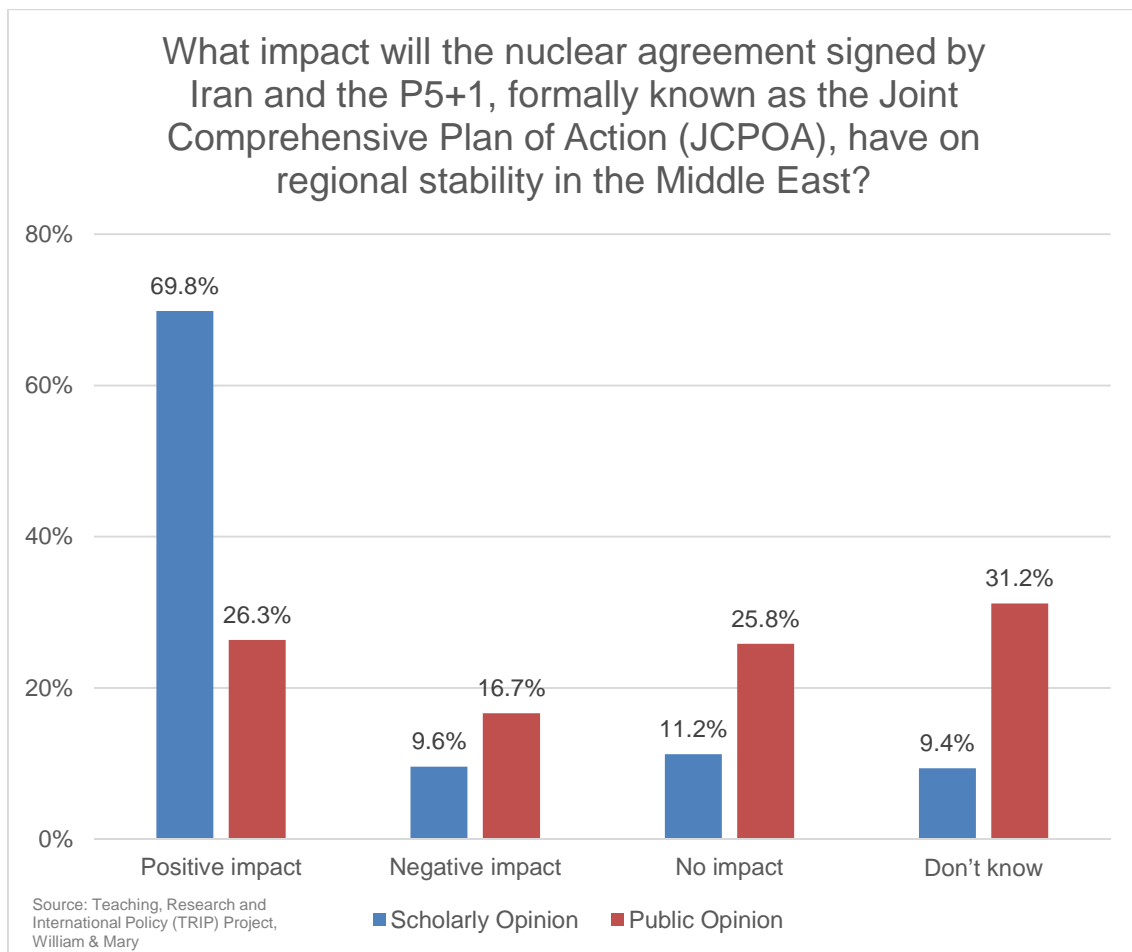
Question 8: Would you support or oppose taking military action to support the government of Ukraine in the event that Russia intervenes militarily in support of ethnic Russians living in Ukraine?

Response Option	Scholarly Opinion		Public Opinion	
	Count	Percent	Count	Percent
Strongly support	29	3.29%	216	18.65%
Support	197	22.45%	286	24.70%
Neither support nor oppose	169	19.20%	462	39.90%
Oppose	328	37.22%	131	11.31%
Strongly Oppose	157	17.84%	63	5.44%



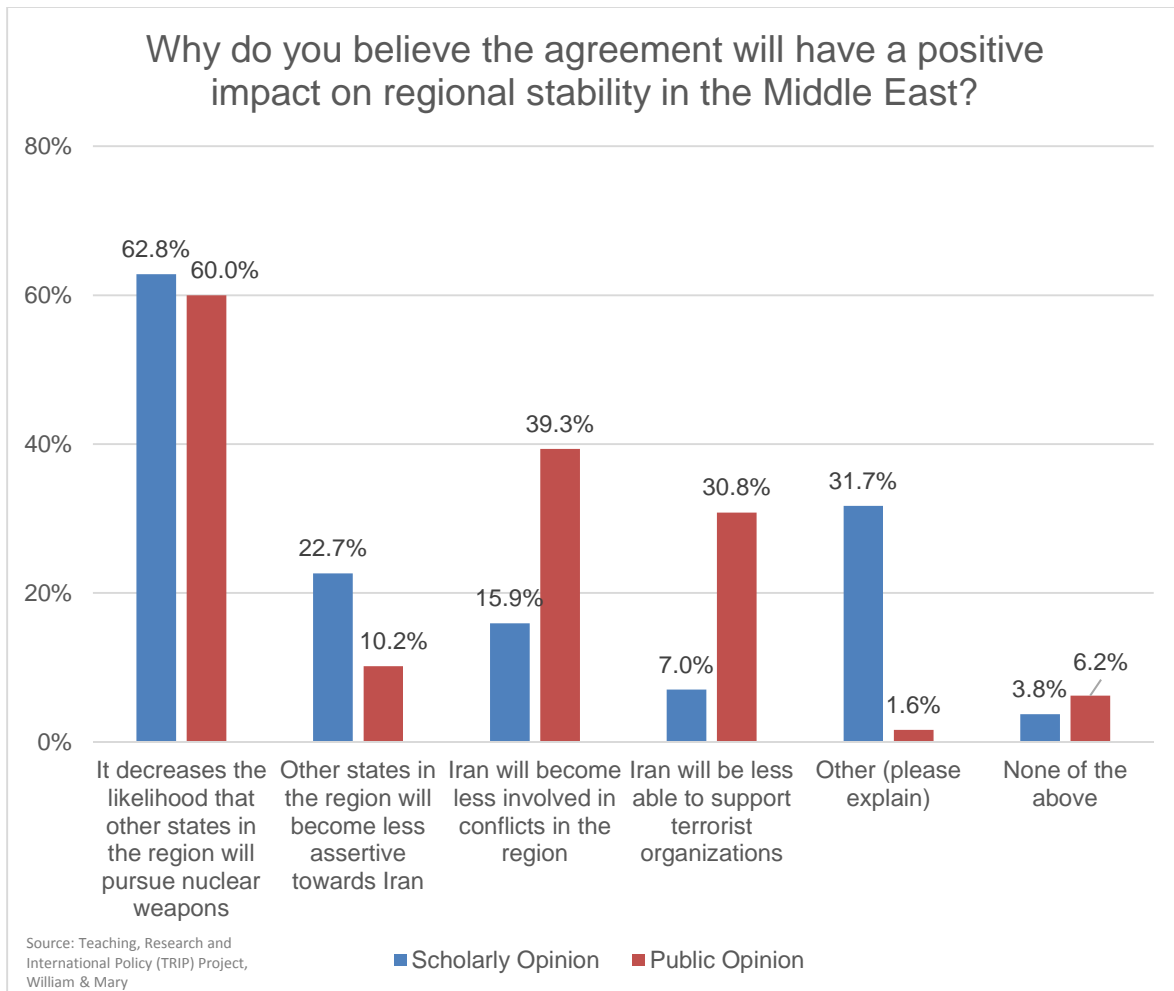
Question 9: What impact will the nuclear agreement signed by Iran and the P5+1, formally known as the Joint Comprehensive Plan of Action (JCPOA), have on regional stability in the Middle East?

Response Option	Scholarly Opinion		Public Opinion	
	Count	Percent	Count	Percent
Positive impact	641	69.83%	305	26.34%
Negative impact	88	9.59%	193	16.67%
No impact	103	11.22%	299	25.82%
Don't know	86	9.37%	361	31.17%



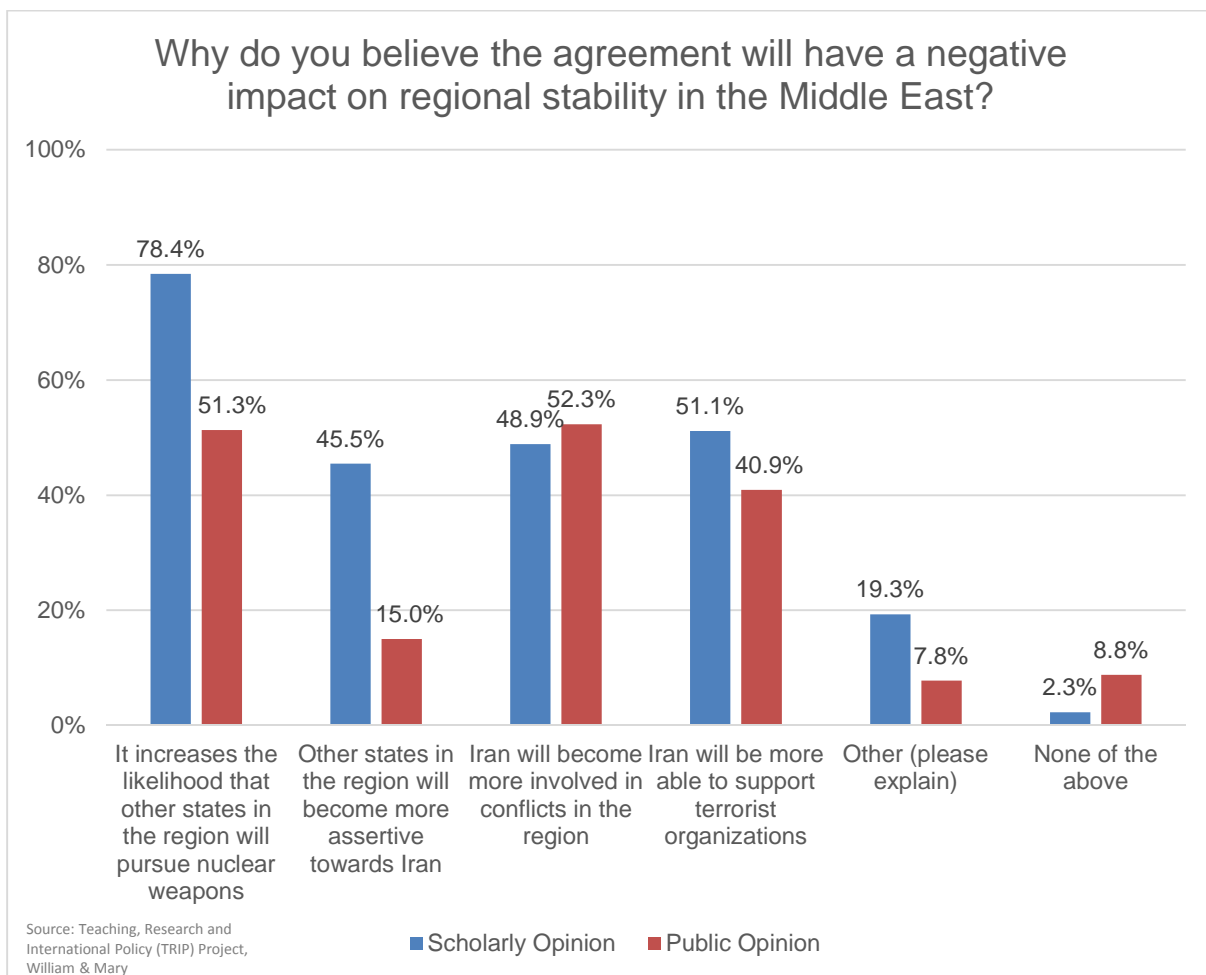
Question 10 (if answered “Positive impact” to Question 9): Why do you believe the agreement will have a positive impact on regional stability in the Middle East? Please select all that apply.

Response Option	Scholarly Opinion		Public Opinion	
	Count	Percent	Count	Percent
It decreases the likelihood that other states in the region will pursue nuclear weapons	402	62.81%	183	60.00%
Other states in the region will become less assertive towards Iran	145	22.66%	31	10.16%
Iran will become less involved in conflicts in the region	102	15.94%	120	39.34%
Iran will be less able to support terrorist organizations	45	7.03%	94	30.82%
Other (please explain)	203	31.72%	5	1.64%
None of the above	24	3.75%	19	6.23%



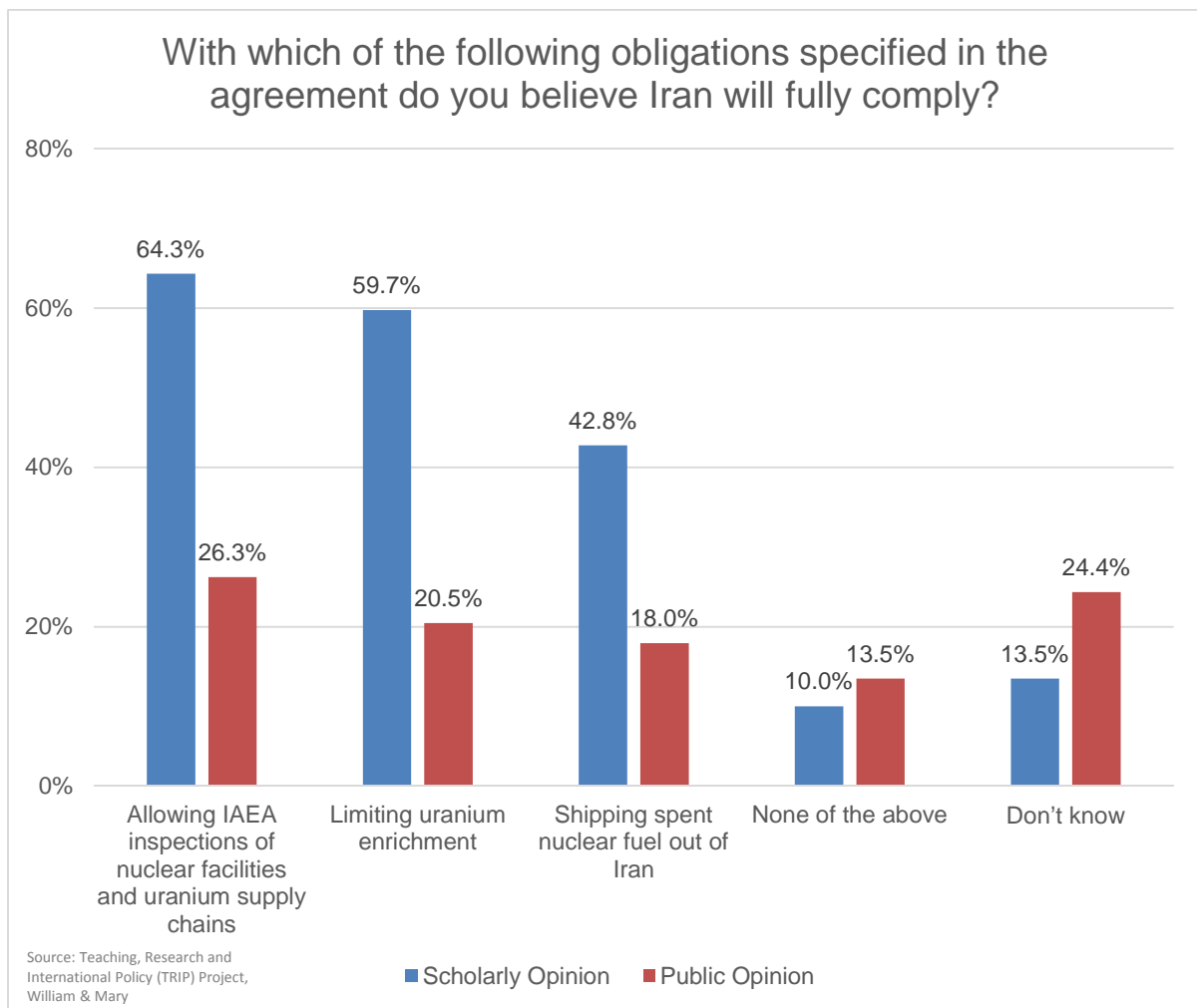
Question 11 (if answered “Negative impact” to Question 9): Why do you believe the agreement will have a negative impact on regional stability in the Middle East? Please select all that apply.

Response Option	Scholarly Opinion		Public Opinion	
	Count	Percent	Count	Percent
It increases the likelihood that other states in the region will pursue nuclear weapons	69	78.41%	99	51.30%
Other states in the region will become more assertive towards Iran	40	45.45%	29	15.03%
Iran will become more involved in conflicts in the region	43	48.86%	101	52.33%
Iran will be more able to support terrorist organizations	45	51.14%	79	40.93%
Other (please explain)	17	19.32%	15	7.77%
None of the above	2	2.27%	17	8.81%



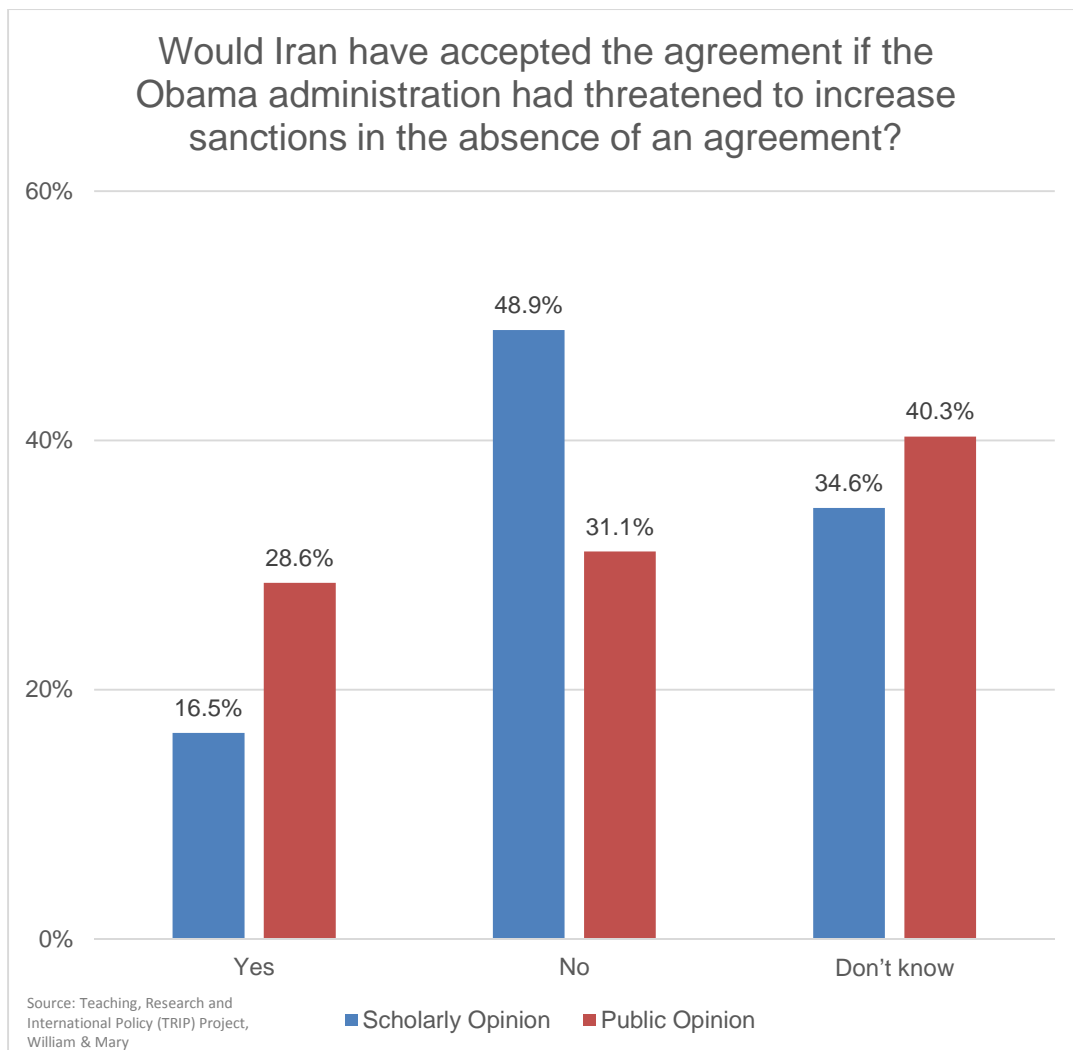
Question 12: With which of the following obligations specified in the agreement do you believe Iran will fully comply? Please select all that apply.

Response Option	Scholarly Opinion		Public Opinion	
	Count	Percent	Count	Percent
Allowing IAEA inspections of nuclear facilities and uranium supply chains	591	64.31%	304	26.25%
Limiting uranium enrichment	549	59.74%	237	20.47%
Shipping spent nuclear fuel out of Iran	393	42.76%	208	17.96%
None of the above	92	10.01%	124	13.49%
Don't know	124	13.49%	282	24.35%



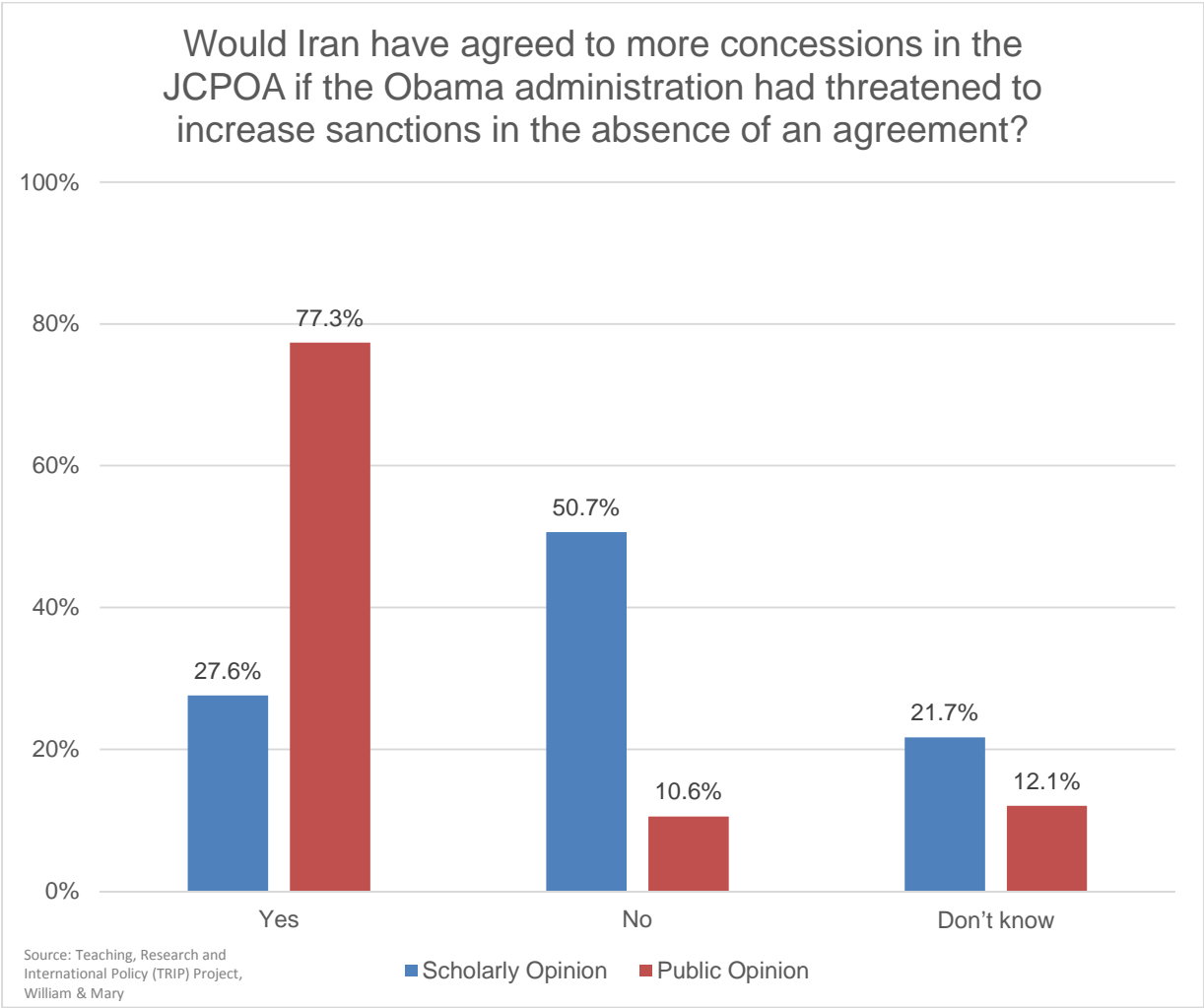
Question 13: Would Iran have accepted the agreement if the Obama administration had threatened to increase sanctions in the absence of an agreement?

Response Option	Scholarly Opinion		Public Opinion	
	Count	Percent	Count	Percent
Yes	152	16.54%	331	28.58%
No	449	48.86%	360	31.09%
Don't know	318	34.60%	467	40.33%



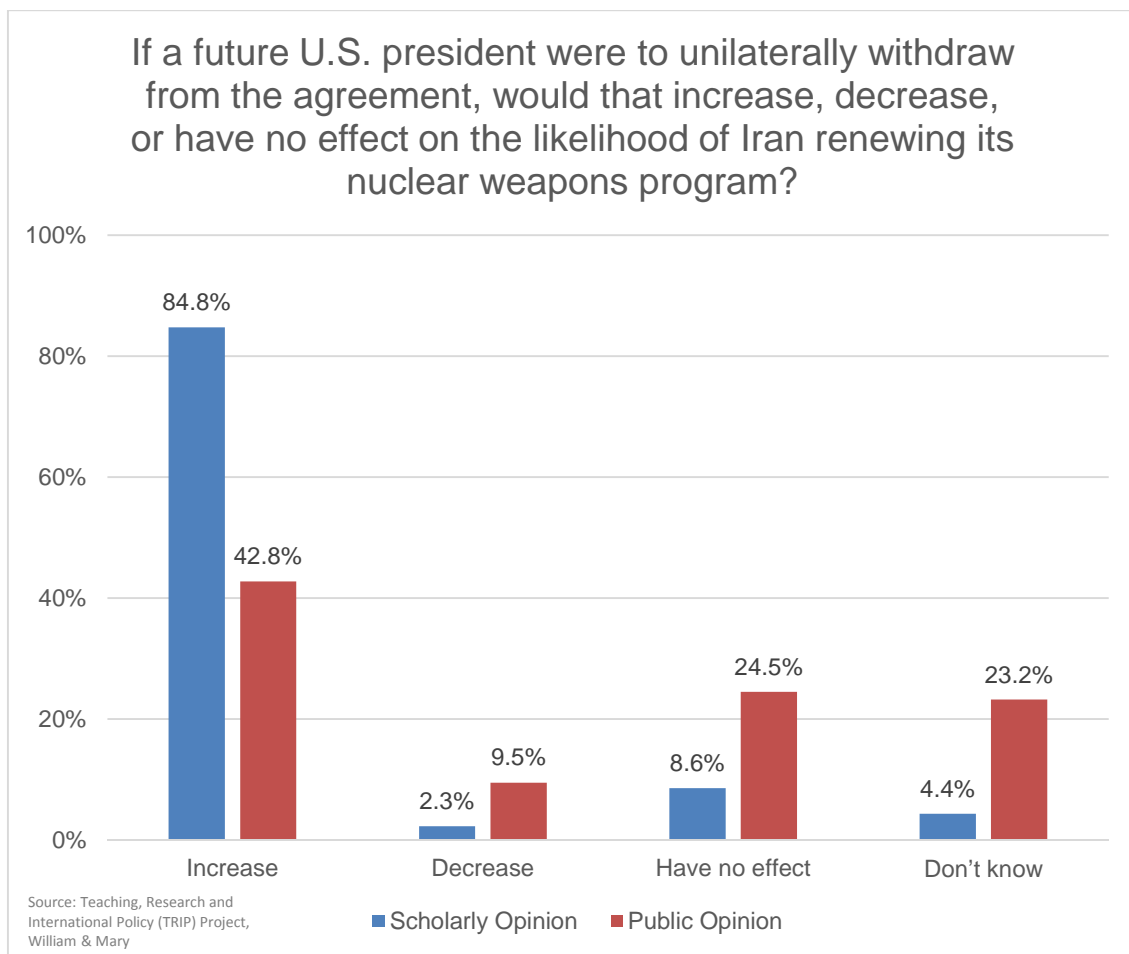
Question 14 (if answered “Yes” to previous question): Would Iran have agreed to more concessions in the JCPOA if the Obama administration had threatened to increase sanctions in the absence of an agreement?

Response Option	Scholarly Opinion		Public Opinion	
	Count	Percent	Count	Percent
Yes	42	27.63%	256	77.34%
No	77	50.66%	35	10.57%
Don't know	33	21.71%	40	12.08%



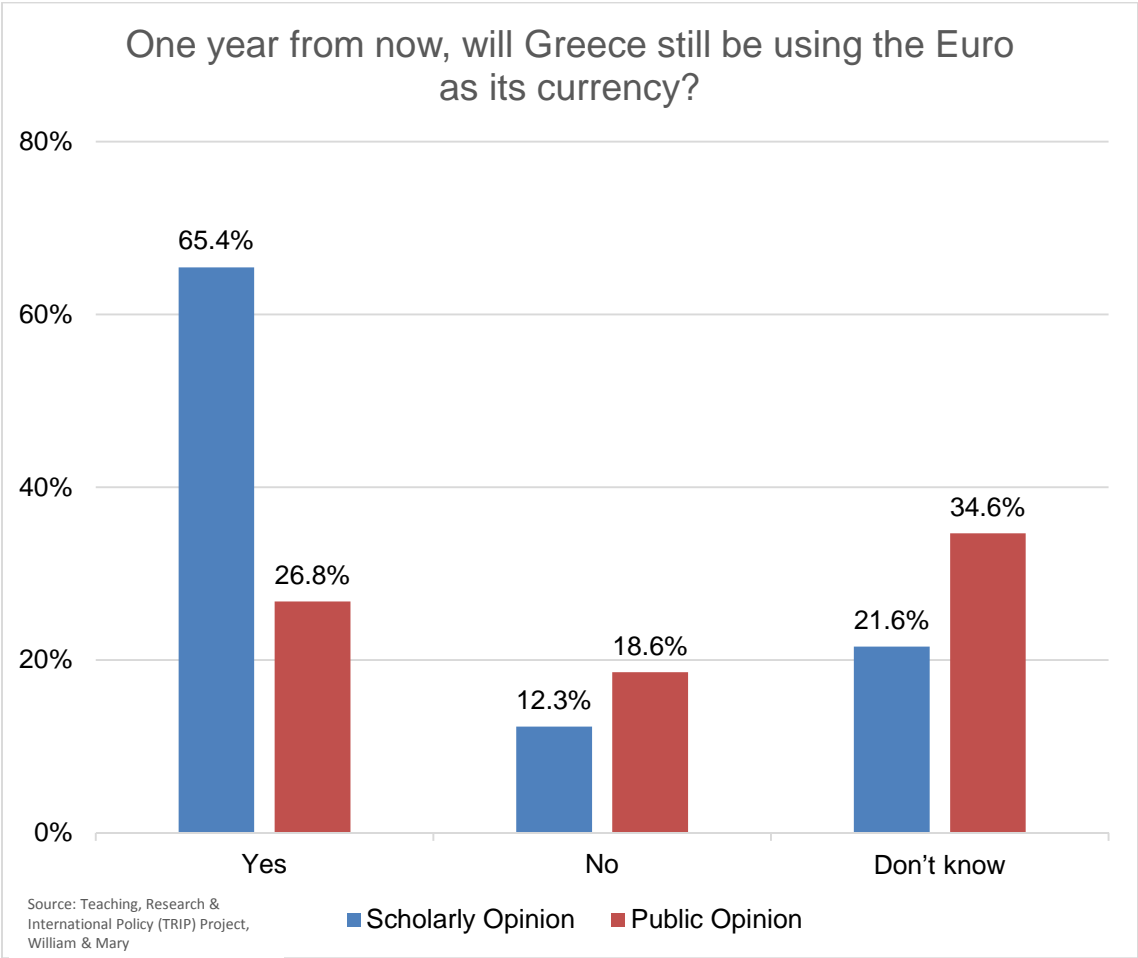
Question 15: If a future U.S. president were to unilaterally withdraw from the agreement, would that increase, decrease, or have no effect on the likelihood of Iran renewing its nuclear weapons program?

Response Option	Scholarly Opinion		Public Opinion	
	Count	Percent	Count	Percent
Increase	779	84.77%	495	42.75%
Decrease	21	2.29%	110	9.50%
Have no effect	79	8.60%	284	24.53%
Don't know	40	4.35%	269	23.23%



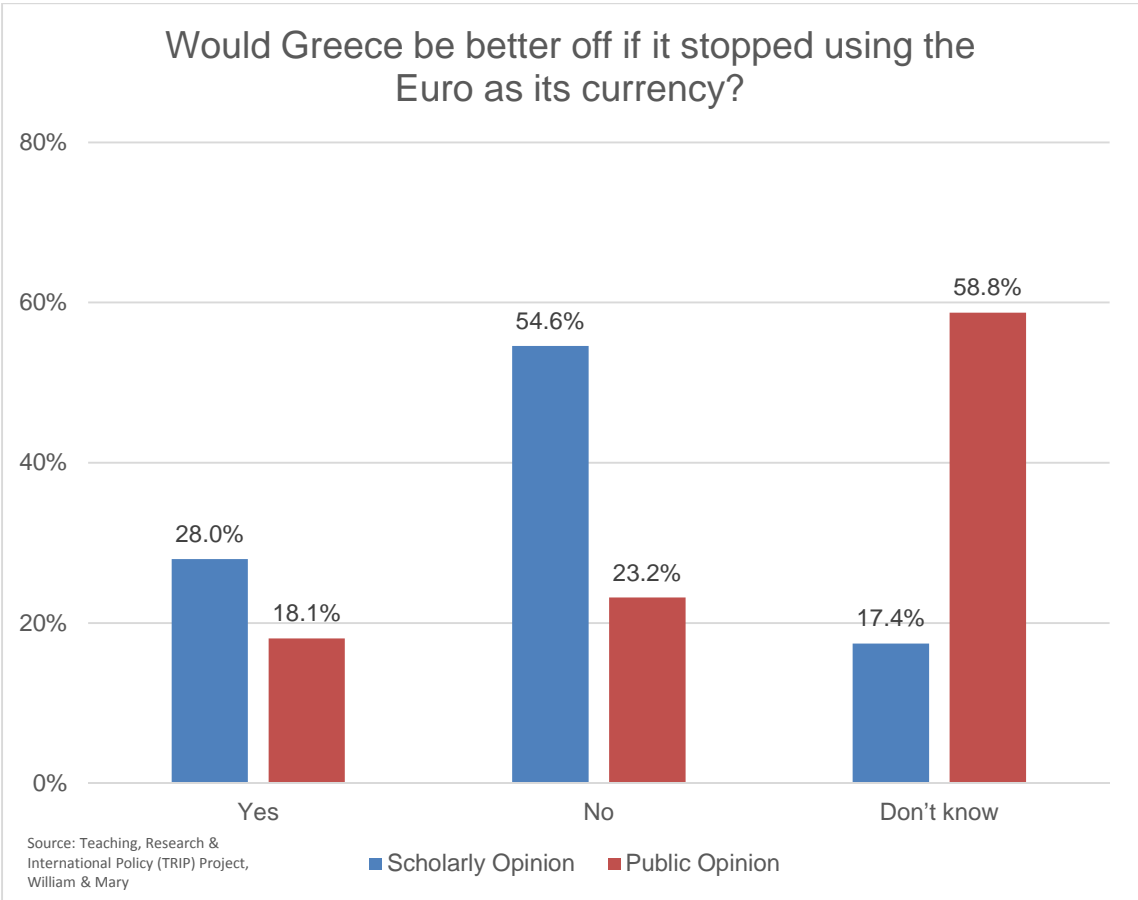
Question 16: One year from now, will Greece still be using the Euro as its currency?

Response Option	Scholarly Opinion		Public Opinion	
	Count	Percent	Count	Percent
Yes	428	65.44%	274	26.78%
No	85	12.30%	190	18.57%
Don't know	141	21.56%	559	34.64%



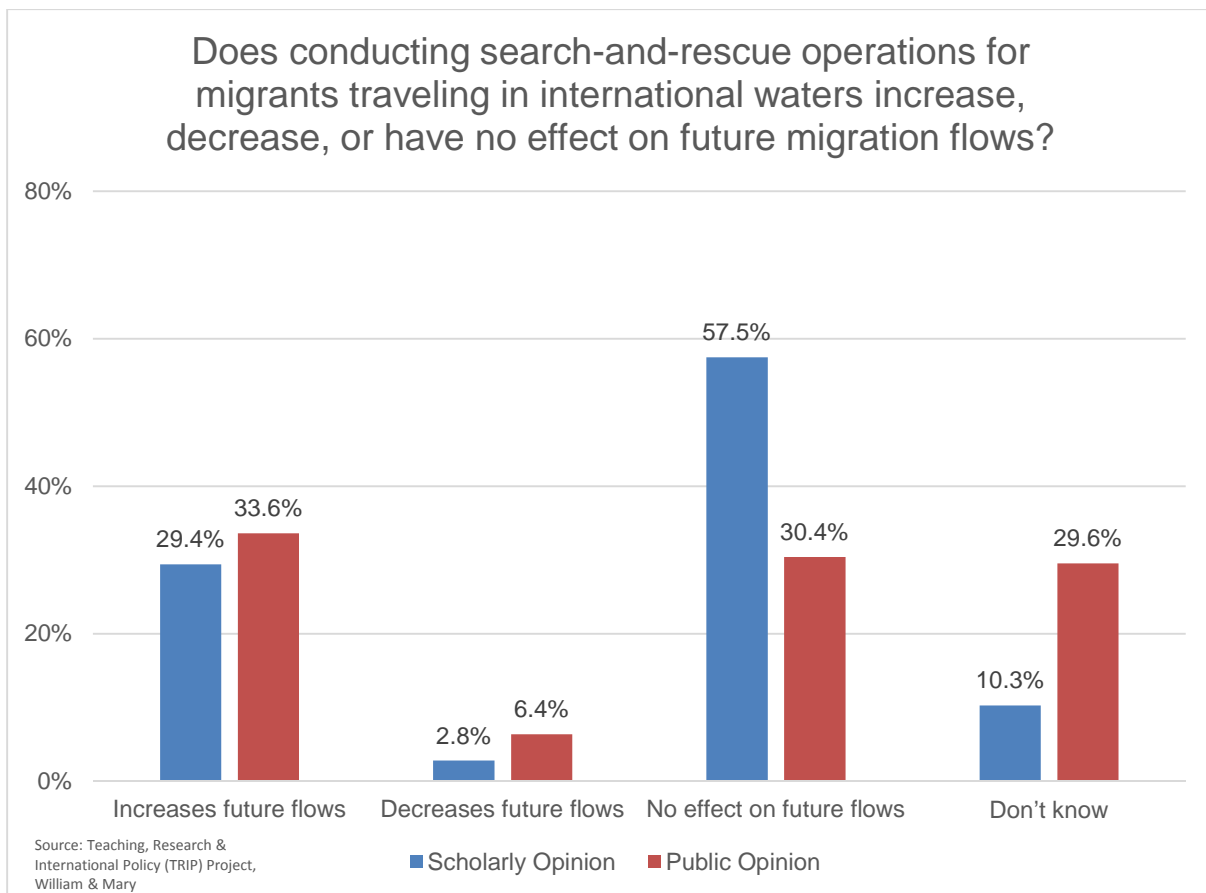
Question 17: Would Greece be better off if it stopped using the Euro as its currency?

Response Option	Scholarly Opinion		Public Opinion	
	Count	Percent	Count	Percent
Yes	183	27.98%	185	18.08%
No	357	54.59%	237	23.17%
Don't know	114	17.43%	601	58.75%



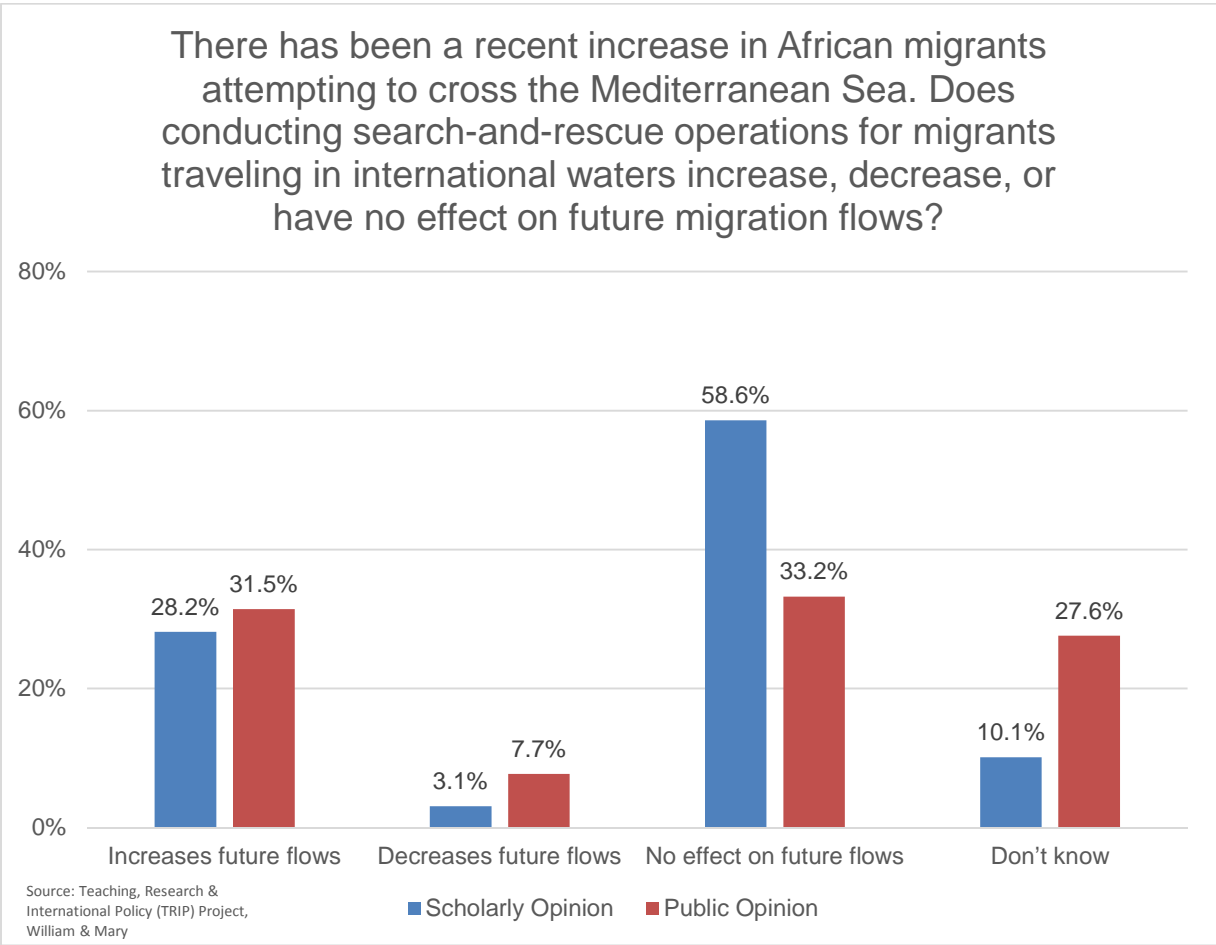
Question 18A: Does conducting search-and-rescue operations for migrants traveling in international waters increase, decrease, or have no effect on future migration flows?

Response Option	Scholarly Opinion		Public Opinion	
	Count	Percent	Count	Percent
Increases future flows	63	29.44%	116	33.62%
Decreases future flows	6	2.80%	22	6.38%
No effect on future flows	123	57.48%	105	30.43%
Don't know	22	10.28%	102	29.57%



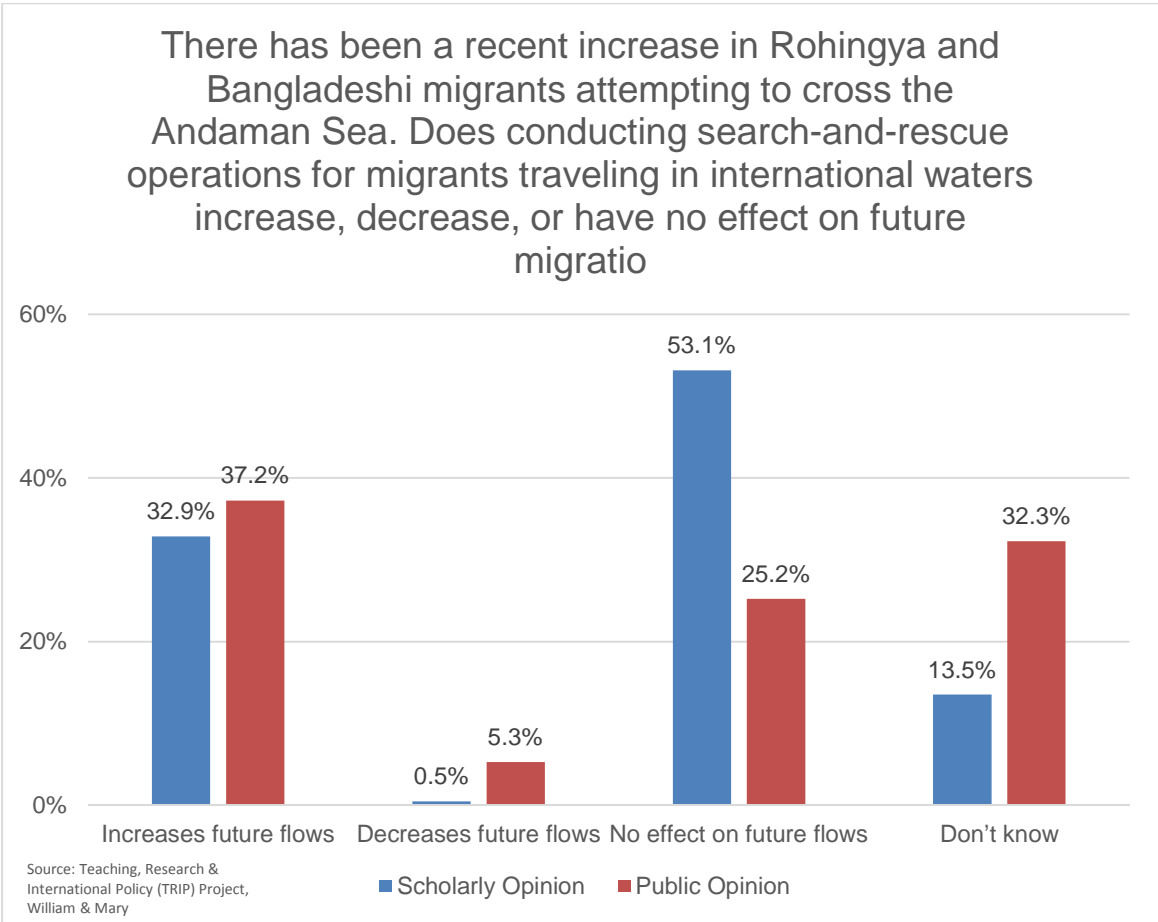
Question 18B: There has been a recent increase in African migrants attempting to cross the Mediterranean Sea. Does conducting search-and-rescue operations for migrants traveling in international waters increase, decrease, or have no effect on future migration flows?

Response Option	Scholarly Opinion		Public Opinion	
	Count	Percent	Count	Percent
Increases future flows	64	28.19%	106	31.45%
Decreases future flows	7	3.08%	26	7.72%
No effect on future flows	133	58.59%	112	33.23%
Don't know	23	10.13%	93	27.60%



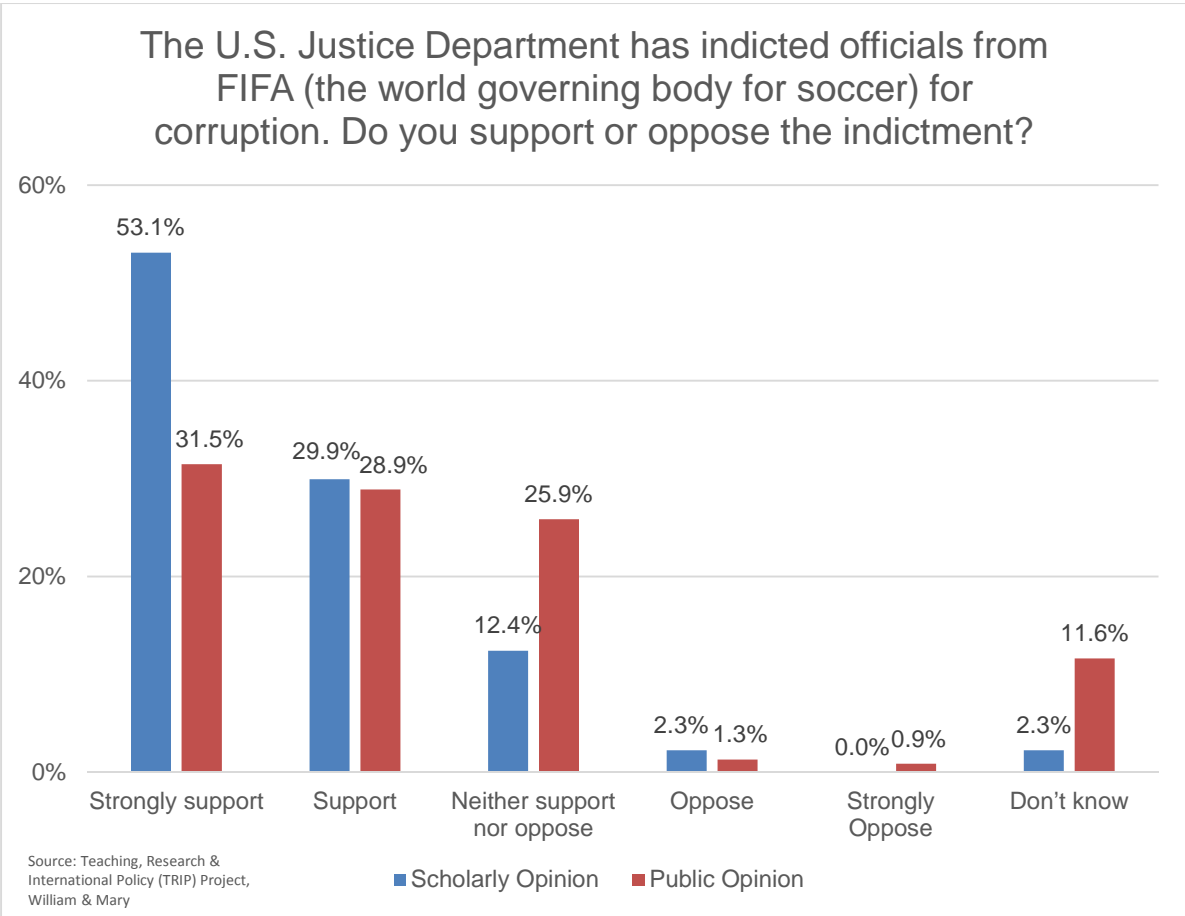
Question 18C: There has been a recent increase in Rohingya and Bangladeshi migrants attempting to cross the Andaman Sea. Does conducting search-and-rescue operations for migrants traveling in international waters increase, decrease, or have no effect on future migration flows?

Response Option	Scholarly Opinion		Public Opinion	
	Count	Percent	Count	Percent
Increases future flows	68	32.85%	127	37.24%
Decreases future flows	1	0.48%	18	5.28%
No effect on future flows	110	53.14%	86	25.22%
Don't know	28	13.53%	110	32.26%



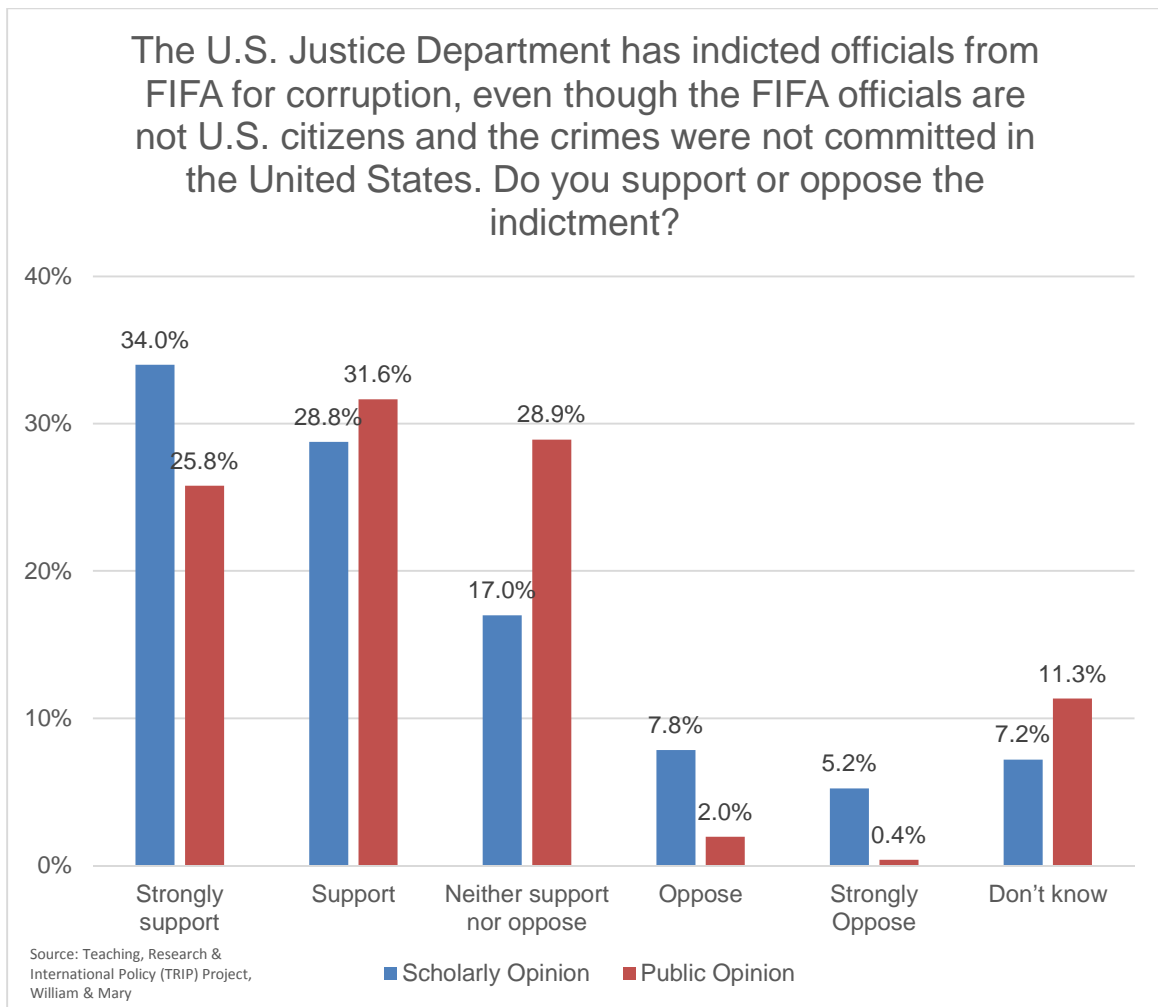
Question 19A: The U.S. Justice Department has indicted officials from FIFA (the world governing body for soccer) for corruption. Do you support or oppose the indictment?

Response Option	Scholarly Opinion		Public Opinion	
	Count	Percent	Count	Percent
Strongly support	94	53.11%	73	31.47%
Support	53	29.94%	67	28.88%
Neither support nor oppose	22	12.43%	60	25.86%
Oppose	4	2.26%	3	1.29%
Strongly Oppose	0	0.00%	2	0.86%
Don't know	4	2.26%	27	11.64%



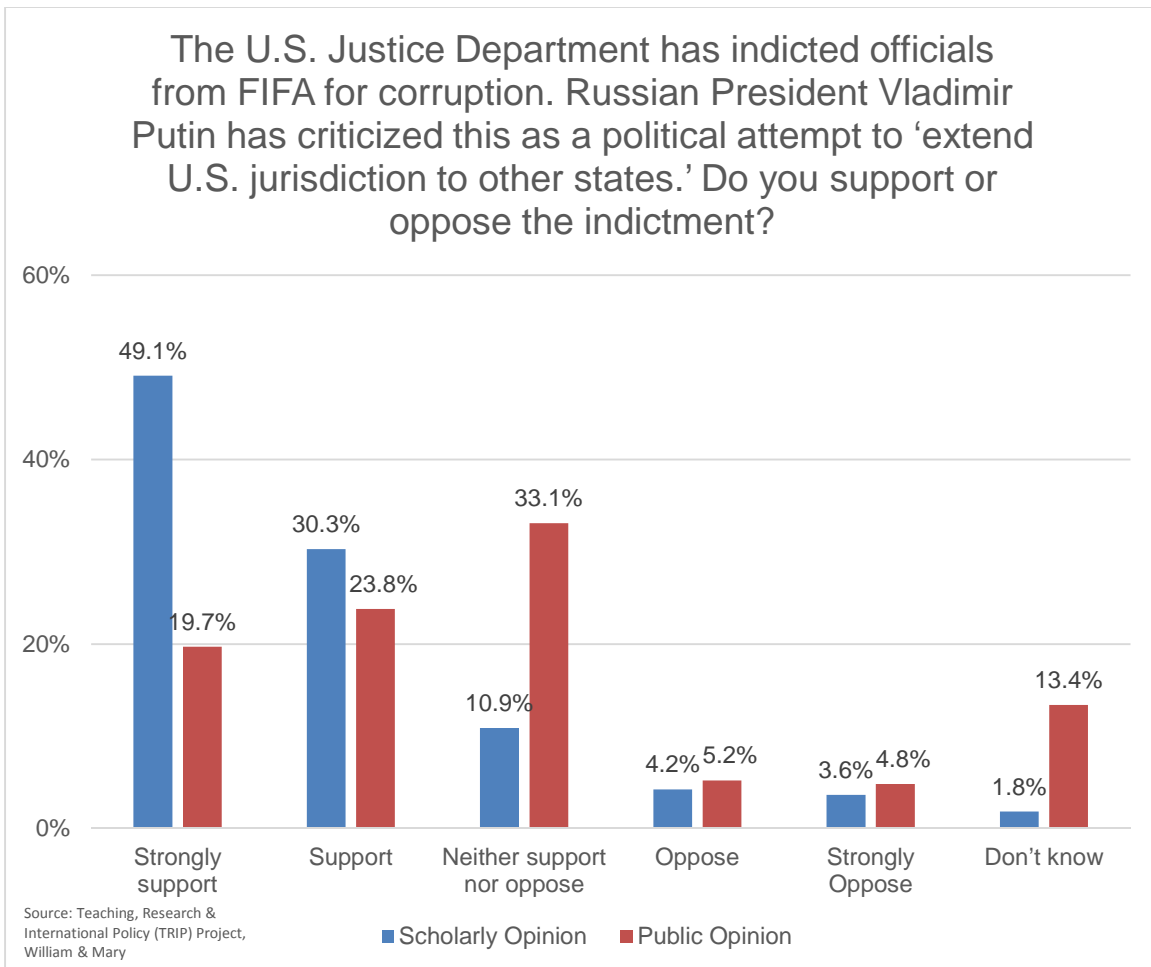
Question 19B: The U.S. Justice Department has indicted officials from FIFA (the world governing body for soccer) for corruption, even though the FIFA officials are not U.S. citizens and the crimes were not committed in the United States. Do you support or oppose the indictment?

Response Option	Scholarly Opinion		Public Opinion	
	Count	Percent	Count	Percent
Strongly support	52	33.99%	66	25.78%
Support	44	28.76%	81	31.64%
Neither support nor oppose	26	16.99%	74	28.91%
Oppose	12	7.84%	5	1.95%
Strongly Oppose	8	5.23%	1	0.39%
Don't know	11	7.19%	29	11.33%



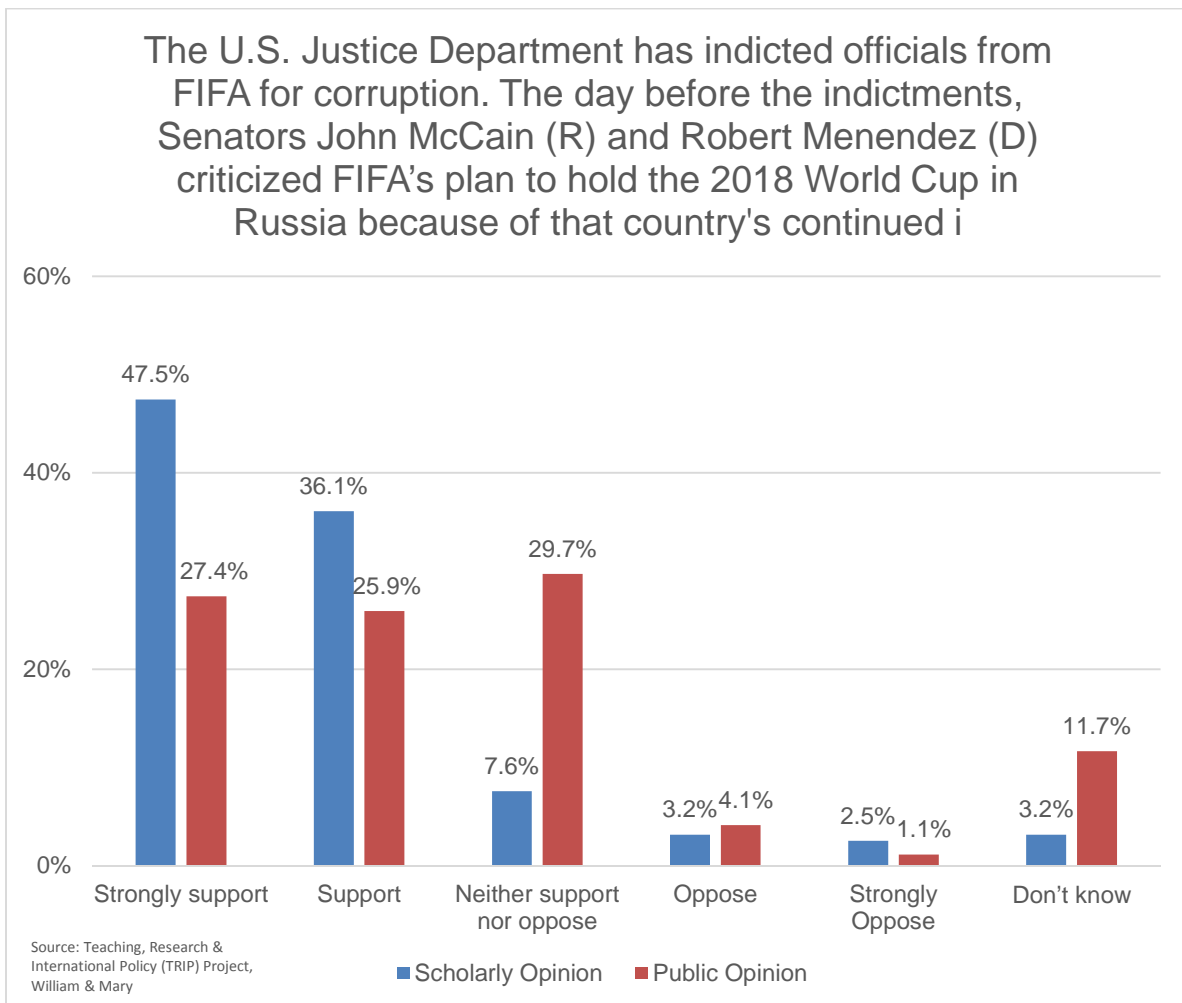
Question 19C: The U.S. Justice Department has indicted officials from FIFA (the world governing body for soccer) for corruption. Russian President Vladimir Putin has criticized this as a political attempt to ‘extend U.S. jurisdiction to other states.’ Do you support or oppose the indictment?

Response Option	Scholarly Opinion		Public Opinion	
	Count	Percent	Count	Percent
Strongly support	81	49.09%	53	19.70%
Support	50	30.30%	64	23.79%
Neither support nor oppose	18	10.91%	89	33.09%
Oppose	7	4.24%	14	5.20%
Strongly Oppose	3	3.64%	13	4.83%
Don't know	6	1.82%	36	13.38%



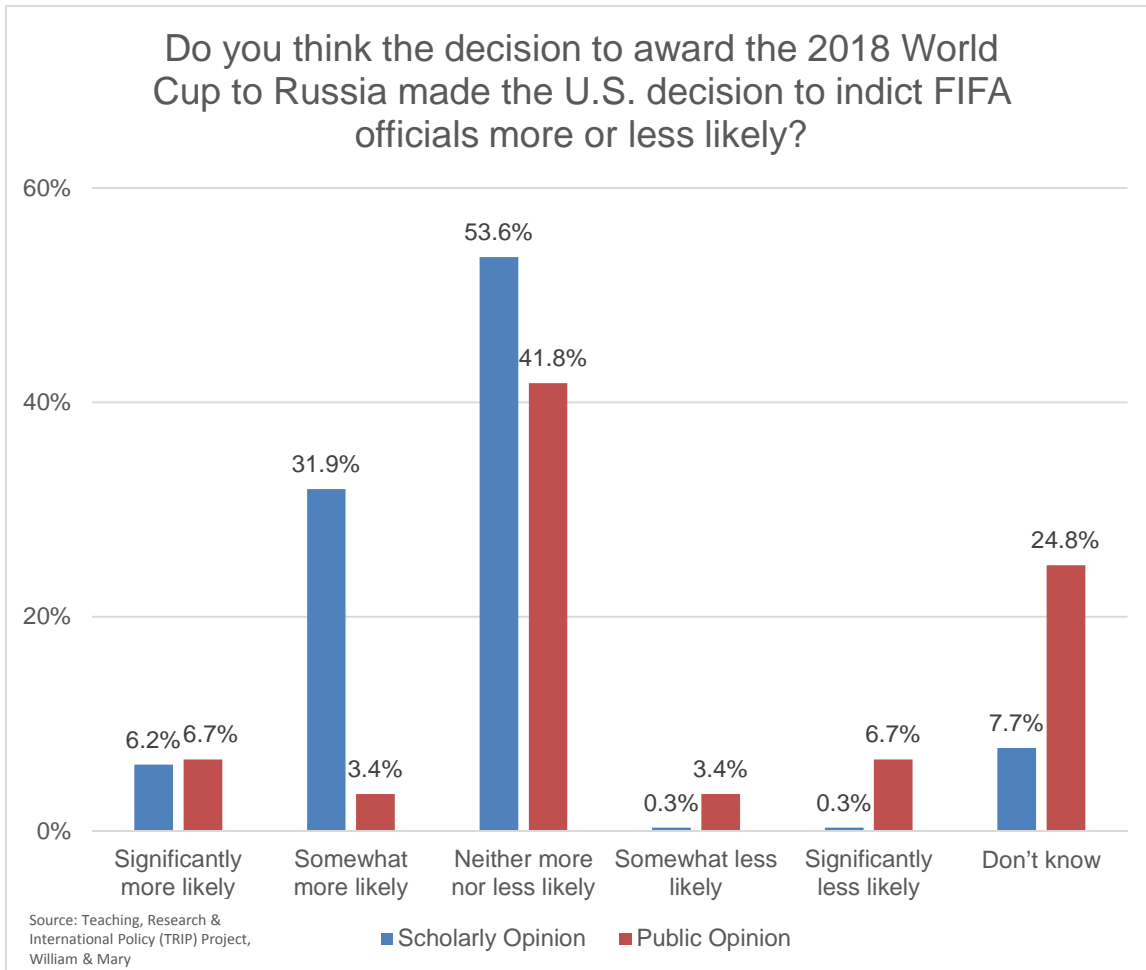
Question 19D: The U.S. Justice Department has indicted officials from FIFA (the world governing body for soccer) for corruption. The day before the indictments, Senators John McCain (R) and Robert Menendez (D) criticized FIFA’s plan to hold the 2018 World Cup in Russia because of that country’s continued involvement in Ukraine. Do you support or oppose the indictment?

Response Option	Scholarly Opinion		Public Opinion	
	Count	Percent	Count	Percent
Strongly support	75	47.47%	73	27.44%
Support	57	36.08%	69	25.94%
Neither support nor oppose	12	7.59%	79	29.70%
Oppose	5	3.16%	11	4.14%
Strongly Oppose	4	2.53%	3	1.13%
Don't know	5	3.16%	31	11.65%



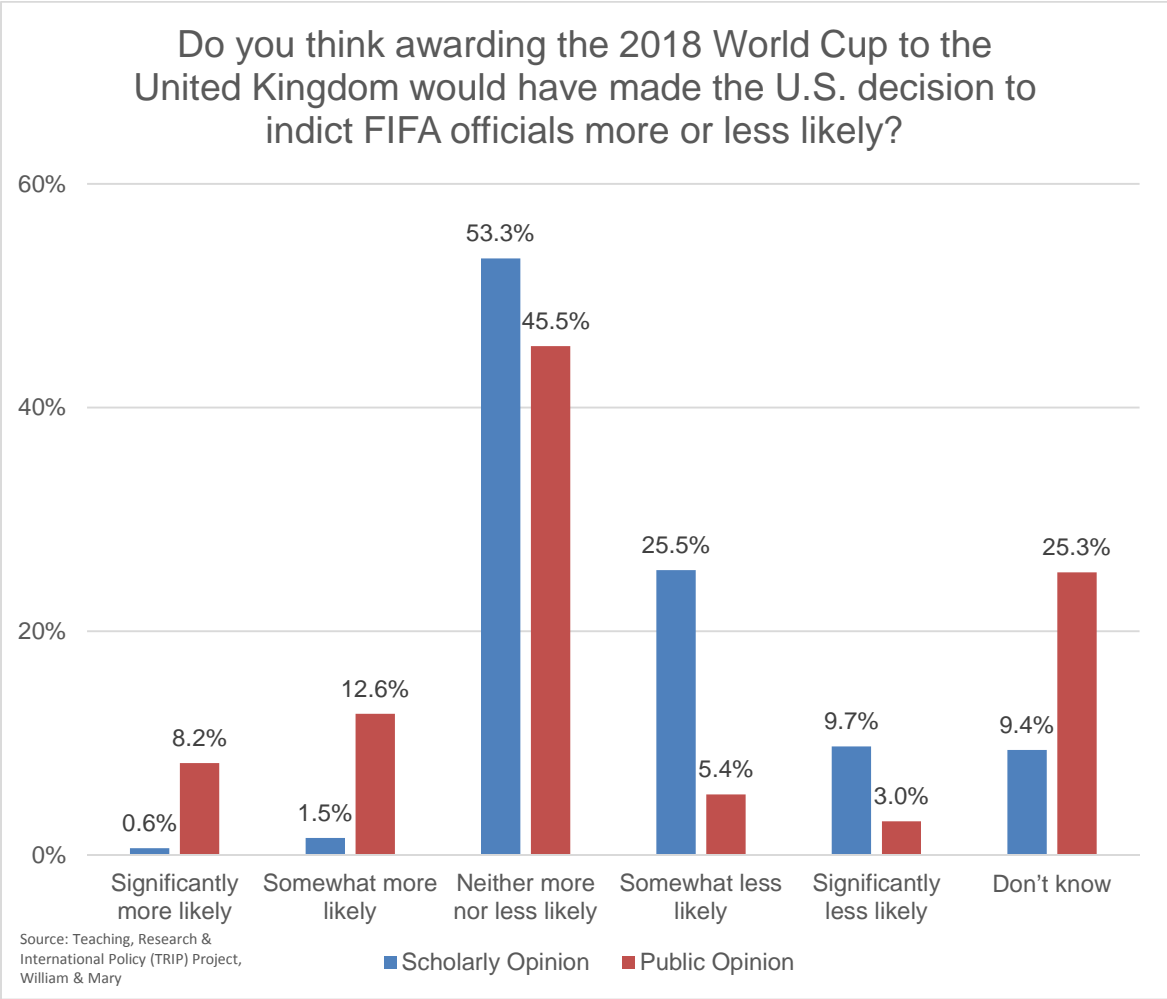
Question 20A: Do you think the decision to award the 2018 World Cup to Russia made the U.S. decision to indict FIFA officials more or less likely?

Response Option	Scholarly Opinion		Public Opinion	
	Count	Percent	Count	Percent
Significantly more likely	20	6.19%	35	6.68%
Somewhat more likely	103	31.89%	18	3.44%
Neither more nor less likely	173	53.56%	219	41.79%
Somewhat less likely	1	0.31%	18	3.44%
Significantly less likely	1	0.31%	35	6.68%
Don't know	25	7.74%	130	24.81%



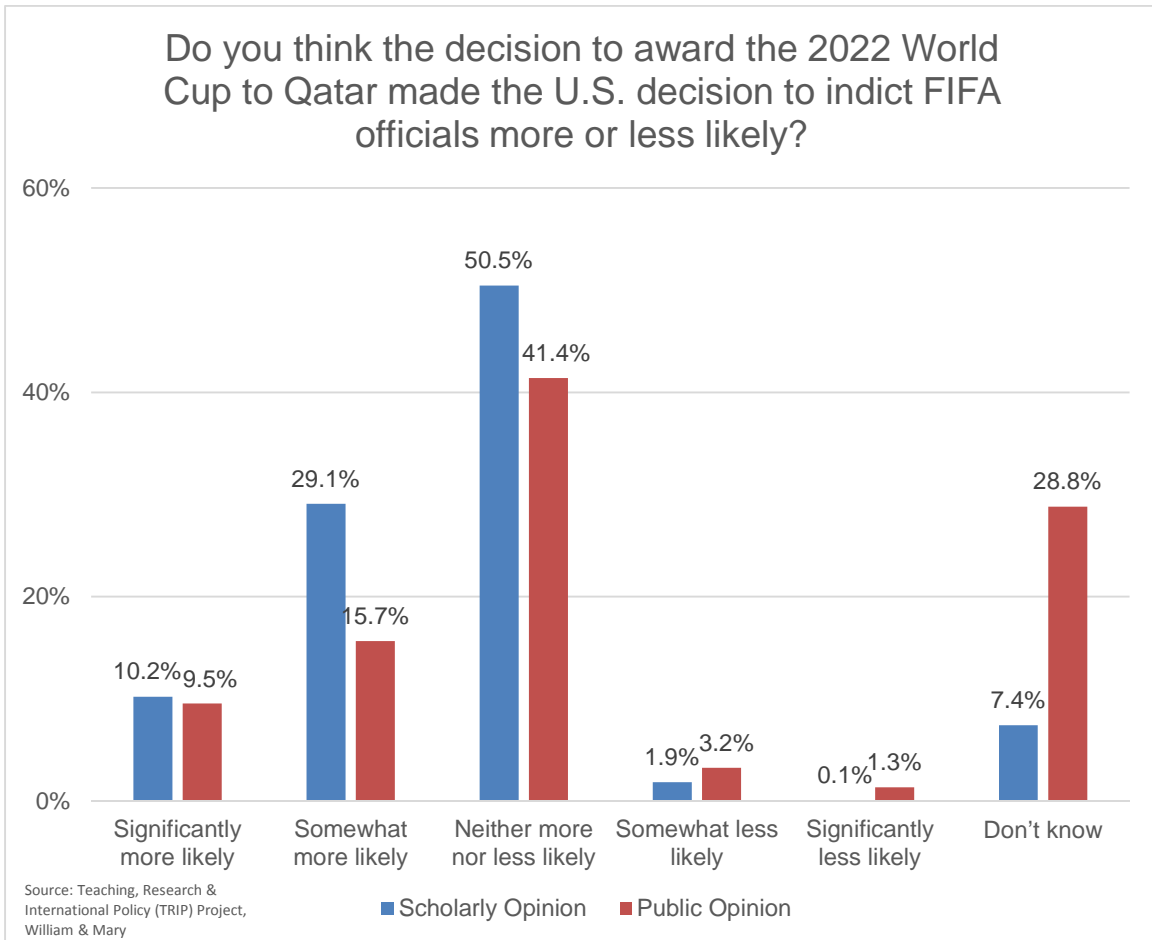
Question 20B: Do you think awarding the 2018 World Cup to the United Kingdom would have made the U.S. decision to indict FIFA officials more or less likely?

Response Option	Scholarly Opinion		Public Opinion	
	Count	Percent	Count	Percent
Significantly more likely	2	0.61%	41	8.22%
Somewhat more likely	5	1.52%	63	12.63%
Neither more nor less likely	176	53.33%	227	45.49%
Somewhat less likely	84	25.45%	27	5.41%
Significantly less likely	32	9.70%	15	3.01%
Don't know	31	9.39%	126	25.25%



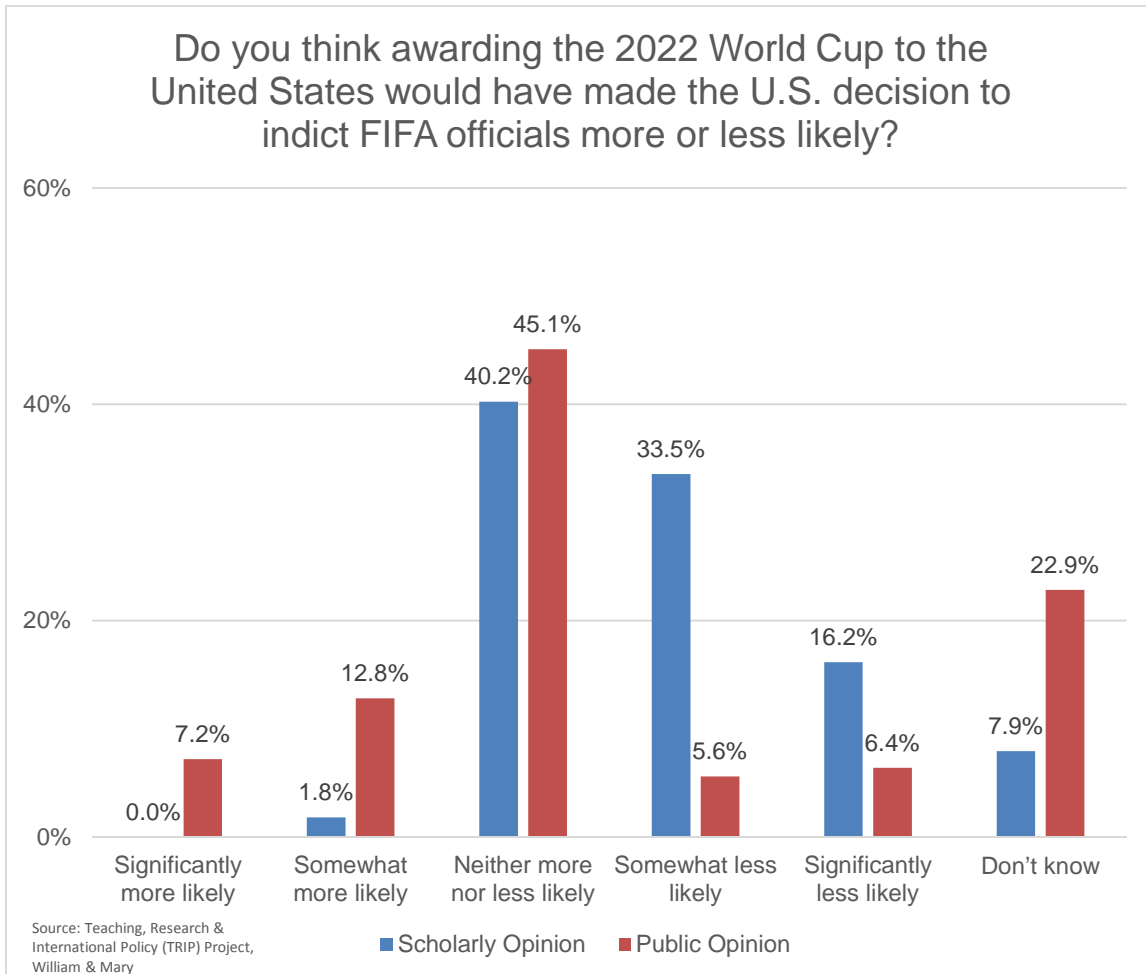
Question 21A: Do you think the decision to award the 2022 World Cup to Qatar made the U.S. decision to indict FIFA officials more or less likely?

Response Option	Scholarly Opinion		Public Opinion	
	Count	Percent	Count	Percent
Significantly more likely	33	10.22%	50	9.54%
Somewhat more likely	94	29.10%	82	15.65%
Neither more nor less likely	163	50.46%	217	41.41%
Somewhat less likely	6	1.86%	17	3.24%
Significantly less likely	3	0.09%	7	1.34%
Don't know	24	7.43%	151	28.82%



Question 21B: Do you think awarding the 2022 World Cup to the United States would have made the U.S. decision to indict FIFA officials more or less likely?

Response Option	Scholarly Opinion		Public Opinion	
	Count	Percent	Count	Percent
Significantly more likely	1	0.03%	36	7.21%
Somewhat more likely	6	1.83%	64	12.83%
Neither more nor less likely	132	40.24%	225	45.09%
Somewhat less likely	110	33.54%	28	5.61%
Significantly less likely	53	16.16%	32	6.41%
Don't know	26	7.94%	114	22.85%



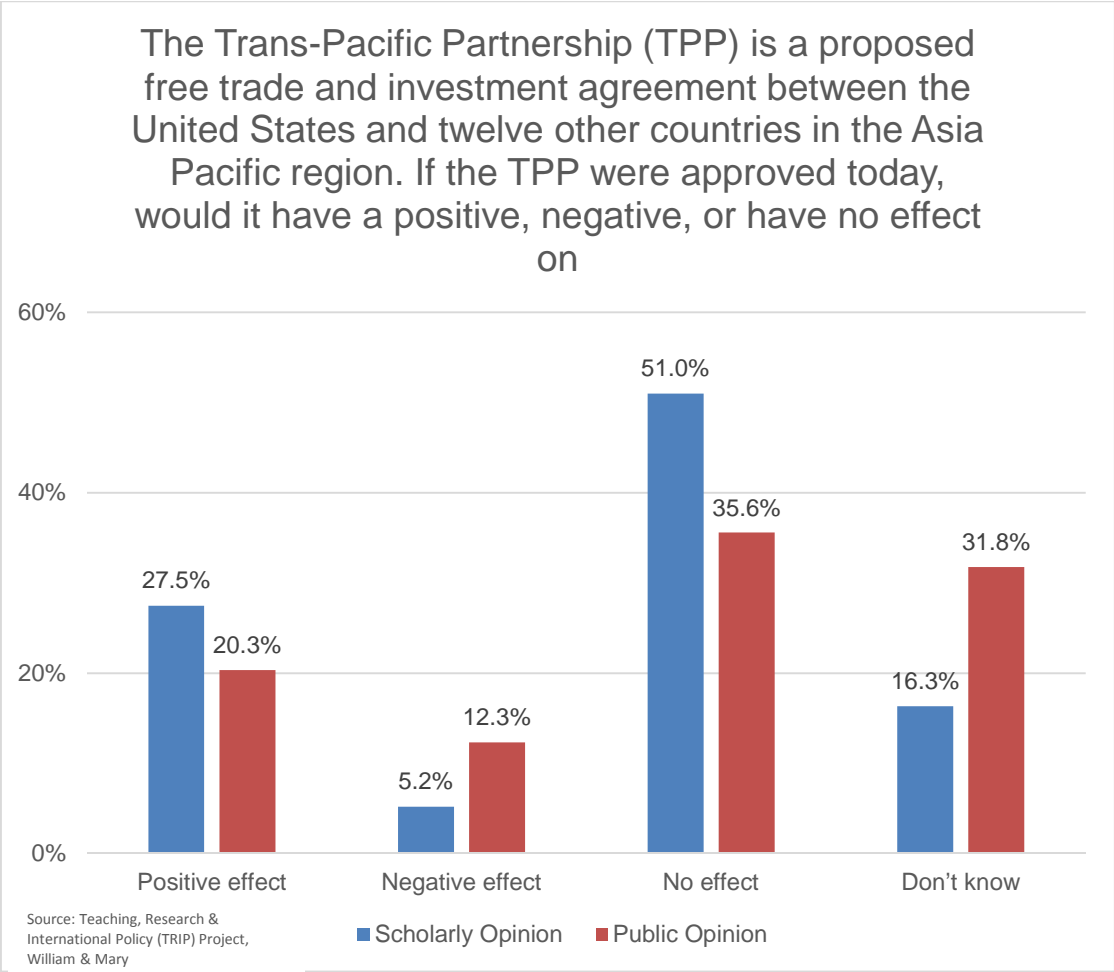
Question 22: The United States is negotiating a free trade agreement with twelve Pacific nations called the Trans-Pacific Partnership (or TPP). Do you support or oppose this free trade agreement?

Response Option	Scholarly Opinion		Public Opinion	
	Count	Percent	Count	Percent
I strongly support it	179	27.33%	82	8.02%
I somewhat support it	234	35.73%	260	25.42%
I neither support nor oppose it	68	10.38%	284	27.76%
I somewhat oppose it	76	11.60%	68	6.65%
I strongly oppose it	74	11.30%	82	8.02%
Don't know	24	3.66%	212	20.72%



Question 23: The Trans-Pacific Partnership (TPP) is a proposed free trade and investment agreement between the United States and twelve other countries in the Asia Pacific region. If the TPP were approved today, would it have a positive, negative, or have no effect on your financial situation?

Response Option	Scholarly Opinion		Public Opinion	
	Count	Percent	Count	Percent
Positive effect	180	27.48%	208	20.33%
Negative effect	34	5.19%	126	12.32%
No effect	334	50.99%	264	35.58%
Don't know	107	16.34%	325	31.77%



Question 24: The Transatlantic Trade and Investment Partnership (TTIP) is a proposed free trade and investment agreement between the United States and the European Union. If the TTIP were approved today, would it have a positive, negative, or have no effect on your financial situation?

Response Option	Scholarly Opinion		Public Opinion	
	Count	Percent	Count	Percent
Positive effect	199	30.57%	187	18.33%
Negative effect	28	4.30%	119	11.67%
No effect	312	47.93%	392	38.43%
Don't know	112	17.20%	322	31.57%

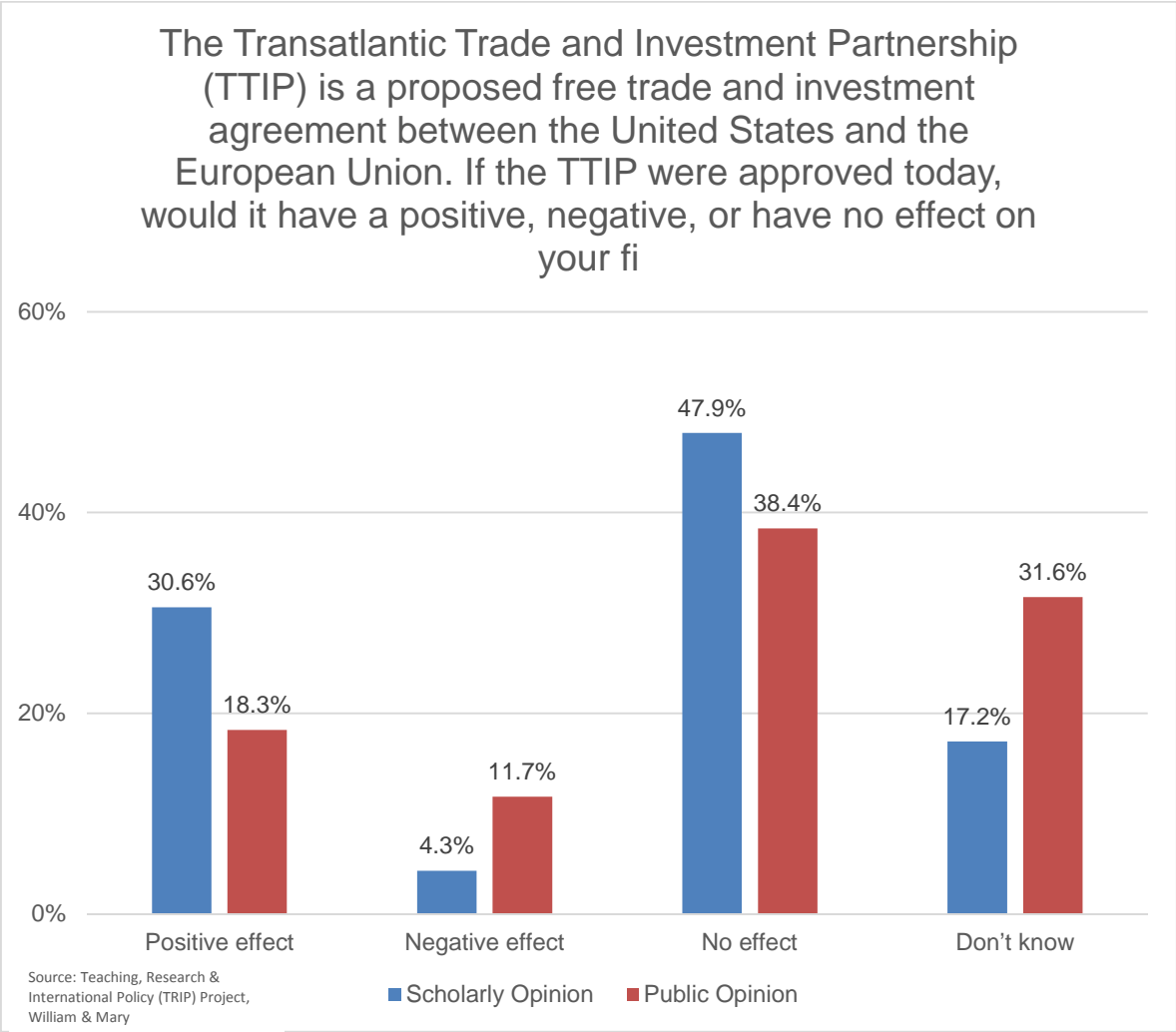


Table 1: Public Sample vs. Population Comparison

	Respondents		Population	
	Count	Percent	Count	Percent
Male	586	50.60	117977584	48.64
Female	572	49.40	124564643	51.36
Total	1158		242542227	
Fisher's exact test p = 0.1859				

	Respondents		Population	
	Count	Percent	Count	Percent
Less than \$15,000	208	15.31%	15633	12.71%
\$15,000 - \$24,999	143	10.52%	13898	11.30%
\$25,000 - \$34,999	163	11.99%	12756	10.37%
\$35,000 - \$49,999	196	14.42%	16678	13.56%
\$50,000 - \$74,999	270	19.87%	21659	17.62%
\$75,000 - \$99,999	189	13.91%	14687	11.95%
\$100,000 or more	190	13.98%	27642	22.48%
Total	1359		122953	
Pearson's Chi-squared test p = 0.227				

	Respondents		Population	
	Count	Percent	Count	Percent
15 to 19 years	43	3.83%	8911704	3.67%
20 to 24 years	94	8.37%	22719908	9.37%
25 to 34 years	230	20.48%	42626555	17.57%
35 to 44 years	195	17.36%	40608235	16.74%
45 to 54 years	208	18.52%	43674983	18.01%
55 to 59 years	112	9.97%	21108252	8.70%
60 to 64 years	104	9.26%	18228600	7.52%
65 to 74 years	137	12.20%	44663990	18.41%
Total	1123		242542227	
Pearson's Chi-squared test p=0.229				