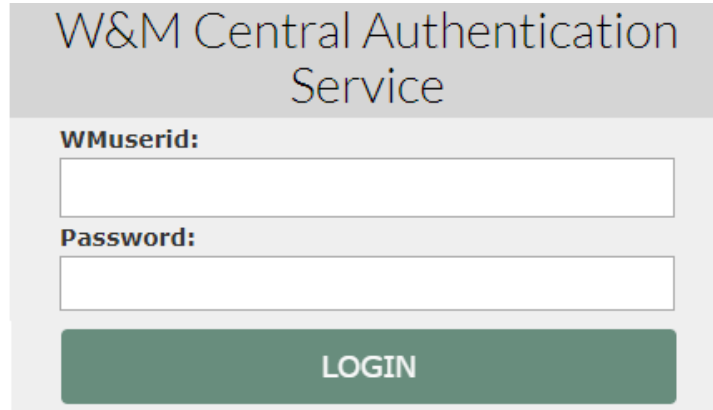


## To Complete Campus Security Authority (CSA) Training:

1. Access the Cornerstone online learning system at <http://cornerstone.wm.edu/> by logging in with your campus user ID and password.



W&M Central Authentication Service

WMuserid:

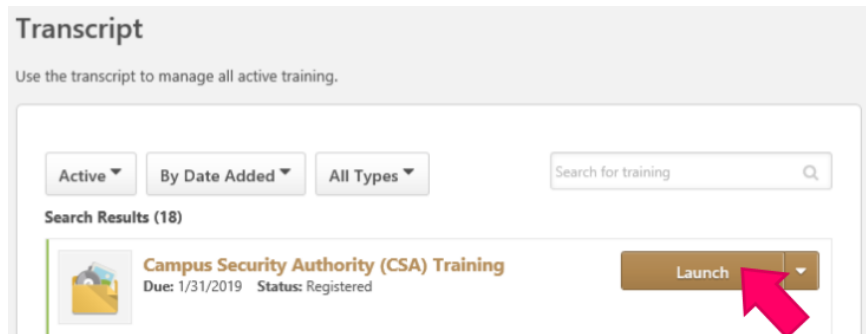
Password:

LOGIN

2. Select "My Transcript."



3. Campus Security (CSA) Training will appear as an active training. Click "Launch."



Transcript

Use the transcript to manage all active training.

Active By Date Added All Types Search for training

Search Results (18)

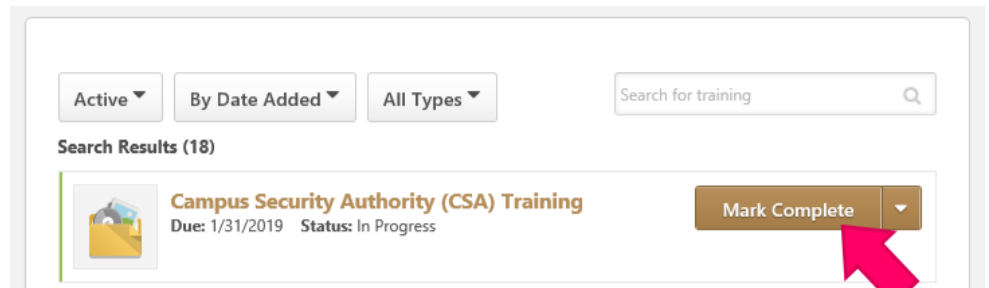
Campus Security Authority (CSA) Training  
Due: 1/31/2019 Status: Registered Launch

4. The training video (stored in the W&M Box file management system) will load in a separate window. Click the play button to begin the training, which runs for approximately 11 minutes. You will not need to separately log in the Box system.

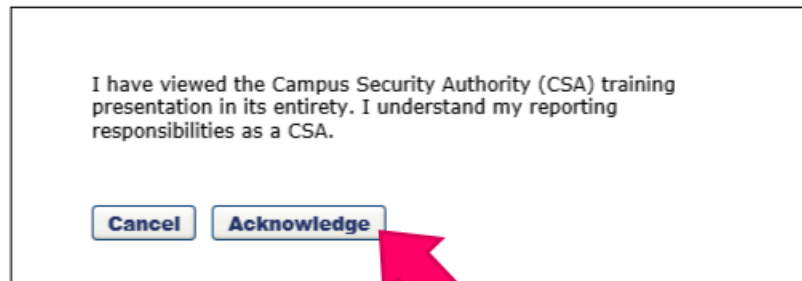
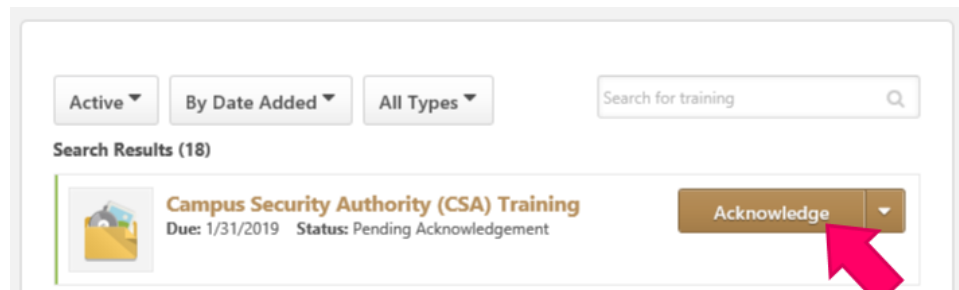
**Note: The training includes audio narration; if you need a transcript of the audio content, please contact Latisha Brown at [lsbrown02@wm.edu](mailto:lsbrown02@wm.edu).**



5. When you have viewed the training presentation in its entirety, close the Box window and return to your Cornerstone transcript (launching the video will not log you out of the Cornerstone system). Click “Mark Complete.”



6. The system will require you to affirm your completion of the course content. Click “Acknowledge” to load the affirmation statement. Click “Acknowledge” again to affirm. The training is now complete.



If you encounter any access issues or have any questions about the training, please contact Latisha Brown at [lsbrown02@wm.edu](mailto:lsbrown02@wm.edu) or 757-221-2743.