

Understanding Our Students Through National Assessment Data

Presented by

Jodi Fisler, Ph.D.
Assistant to the Vice President for Student Affairs

Susan Bosworth, Ph.D.
Associate Provost for Institutional Analysis & Effectiveness

December 8, 2011



About CIRP & NSSE

- Cooperative Institutional Research Program (CIRP):
Freshman Survey
 - Student characteristics
- National Survey of Student Engagement (NSSE)
 - Freshman & senior survey
 - Involvement (academic and extra-curricular), time usage, satisfaction



W&M Students in 2000

- Academically focused
- Confident in W&M's ability to prepare them for a good job/grad school
- Not very concerned about how to finance college
- Politically moderate to left
- Moderately spiritual
- Many expect to work for pay to help cover expenses









W&M Students in 2011

- Academically focused
- Confident in W&M's ability to prepare them for a good job/grad school
- Still politically moderate to left
- Slightly more concerned about how to finance college
- More multicultural
- More interested in professional recognition, financial success, helping others
- Less spiritual
- Many more expect to work for pay, but few actually do
- Greater expectation for co-curricular and extra-curricular engagement
- Greater expectation for satisfaction



CIRP Freshman Survey




<u>Year/Format</u>	<u>Responses</u>
● W&M Freshman – 2000 Paper version	1,280 (95%)
● W&M Freshman – 2005 Paper version	1,242 (93%)
● W&M Freshman – 2008 Electronic version	757 (54%)
● W&M Freshman – 2011 Electronic version	1,163 (78%)

Reasons noted as "very important" in influencing student's decision to attend this particular college: (Options: Very important, Somewhat important, Not important)	W&M 2000 %	W&M 2005 %	W&M 2008 %	W&M 2011 %
This college has a very good academic reputation	87	89	87	88 
This college's graduates get good jobs	60	61	63	57 
A visit to campus	Not asked	57	58	54
I wanted to go to a school about the size of this college	58	58	59	53
This college's graduates gain admission to top graduate/professional schools	50	55	56	49 
Rankings in national magazines	24	38	38	37 
I was admitted through an Early Action or Early Decision program	32	32	31	32
This college has a good reputation for its social activities	22	18	28	32 
The cost of attending this college	27	31	31	27 
Information from a website	11	18	22	27

Reasons noted as "very important" in influencing student's decision to attend this particular college (cont.):	W&M 2000 %	W&M 2005 %	W&M 2008 %	W&M 2011 %
My parents wanted me to come here	Not asked	Not asked	14	14
I was offered financial assistance	13	12	14	14
I wanted to live near home	10	9	10	10
High school counselor advised me	8	7	10	9
My teacher advised me	4	4	7	7
Could not afford first choice	Not asked	Not asked	10	7
Not offered aid by first choice	5	6	9	6
Offered athletic scholarship/athletic department recruited me	3	Not asked	6	5
My relatives wanted me to come here	10	9	5	5
Private college counselor advised me	2	2	3	4
I was attracted by the religious affiliation/orientation of the college	3	1	3	3



Concern about financing college	W&M 2000 %	W&M 2005 %	W&M 2008 %	W&M 2011 %
	(N=1,222)	(N=1,227)	(N=755)	(N=1,163)
None	51	50	49	46
Some	44	45	45	48
Major	6	5	6	7

Student rated self "above average" or "highest 10%" as compared with the average person of his/her age in: <small>(Options: Highest 10%, Above average, Average, Below average, Lowest 10%)</small>	W&M 2000 %	W&M 2005 %	W&M 2008 %	W&M 2011 %
Academic ability	93	95	95	93 
Drive to achieve	82	84	83	85 
Cooperativeness	75	74	77	74
Understanding of others	69	69	71	73
Self-confidence (intellectual)	71	72	73	71 
Writing ability	66	70	72	69
Leadership ability	62	66	67	67
Self-understanding	63	60	66	67



Student rated self “above average” or “highest 10%” as compared with the average person of his/her age in (cont.):	W&M 2000 %	W&M 2005 %	W&M 2008 %	W&M 2011 %
Creativity	63	63	62	62
Physical health	55	57	57	58
Emotional health	54	58	57	54
Public speaking ability	48	49	56	51
Self-confidence (social)	47	48	44	46
Spirituality	49	43	44	41
Popularity	34	Not asked	37	37



How would you characterize your political views?	W&M 2000 %	W&M 2005 %	W&M 2008 %	W&M 2011 %
	(N=1,208)	(N=1,215)	(N=745)	(N=1,155)
Far left	4	6	5	5
Liberal	36	38	39	38
Middle-of-the-road	38	32	33	38
Conservative	22	23	19	18
Far right	1	2	3	1



Student agrees “strongly” or “somewhat” that: <small>(Options: Agree strongly, Agree somewhat, Disagree somewhat, Disagree strongly)</small>	W&M 2000 %	W&M 2005 %	W&M 2008 %	W&M 2011 %
Same-sex couples should have the right to legal marital status	65	68	76	82
Addressing global warming should be a federal priority	Not asked	Not asked	81	74
Abortion should be legal	65	65	68	71
A national health care plan is needed to cover everybody's medical costs	Not asked	64	63	62
Marijuana should be legalized	38	39	42	50





Student agrees “strongly” or “somewhat” that (cont.):	W&M 2000 %	W&M 2005 %	W&M 2008 %	W&M 2011 %
Undocumented immigrants should be denied access to public education	Not asked	40	44	41
Students from disadvantaged social backgrounds should be given preferential treatment in college admissions	Not asked	Not asked	39	39
Racial discrimination is no longer a major problem in America	21	19	24	28

Objectives considered to be personally “essential” or “very important”: (Options: Essential, Very important, Somewhat important, Not important)	W&M 2000 %	W&M 2005 %	W&M 2008 %	W&M 2011 %
Helping others who are in difficulty	64	69	72	74
Improving my understanding of other countries and cultures	Not asked	Not asked	71	70
Raising a family	71	70	71	69
Becoming an authority in my field	61	63	62	65
Developing a meaningful philosophy of life	56	59	67	64
Being very well off financially	53	59	63	64
Obtaining recognition from my colleagues for contributions to my special field	41	49	54	59
Keeping up to date with political affairs	50	60	63	54
Adopting "green" practices to protect the environment	Not asked	Not asked	58	51
Influencing social values	40	40	51	50



Student estimates chances are “very good” that he/she will: (Options: Very good chance, Some chance, Very little chance, No chance)	W&M 2000 %	W&M 2005 %	W&M 2008 %	W&M 2011 %
Socialize with someone of another racial/ethnic group	73	82	86	88
Participate in student clubs/groups	67	70	80	82
Make at least a "B" average	58	58	75	72
Be satisfied with your college	61	66	75	74
Participate in a study abroad program	Not asked	57	59	59
Participate in volunteer or community service work	45	43	54	50



Student estimates chances are “very good” that he/she will (cont.):	W&M 2000	W&M 2005	W&M 2008	W&M 2011
	%	%	%	%
Have a roommate of different race/ethnicity	Not asked	Not asked	42	48
Get a job to help pay for college expenses	26	32	35	36 
Change career choice	23	27	27	28
Change major field	21	22	22	22
Join a social fraternity or sorority	9	11	12	16 
Participate in student protests or demonstrations	Not asked	12	11	12
Participate in student government	8	11	10	11



Student estimates chances are “very good” that he/she will (cont.):	W&M 2000	W&M 2005	W&M 2008	W&M 2011
	%	%	%	%
Seek personal counseling	5	5	7	9
Play varsity/intercollegiate athletics	11	16	16	8
Need extra time to complete your degree requirements	2	Not asked	4	5
Work full-time while attending college	1	1	2	4
Transfer to another college before graduating	2	2	3	2

**National Survey of Student
Engagement (NSSE)
2011**

Respondent profiles: NSSE 2011

	W&M		Carnegie Class		NSSE 2011	
	FR	SR	FR	SR	FR	SR
# Surveyed	1,381	1,617	120,128	141,791	754,108	808,677
# Responded	447	547	25,207	35,006	186,394	229,875
Response rate	32%	34%	21%	25%	25%	28%
On campus	98%	66%	67%	10%	66%	16%
24 or older	0%	4%	5%	36%	8%	35%
Full-time	100%	99%	97%	86%	95%	84%
Transfers	1%	14%	7%	43%	9%	43%



NSSE Benchmarking Scales

- Level of Academic Challenge
- Active and Collaborative Learning
- Student-Faculty Interaction
- Enriching Educational Experiences
- Supportive Campus Environment



Enriching Educational Experiences Scale

- Hours spent participating in co-curricular activities (organizations, publications, student government, sports, etc.)
- Practicum, internship, field experience, co-op experience, or clinical assignment
- Community service or volunteer work
- Foreign language coursework & study abroad
- Independent study or self-designed major
- Culminating senior experience (capstone course, thesis, senior project, etc.)
- Serious conversations with students of very different religious beliefs, political opinions, or personal values
- Serious conversations with students of a different race or ethnicity
- Using electronic medium (e.g., listserv, chat group, Internet, instant messaging, etc.) to discuss or complete an assignment
- Campus environment encouraging contact among students from different economic, social, and racial or ethnic backgrounds
- Participate in a learning community or some other formal program where groups of students take two or more classes together

Enriching Educational Experiences (12 items)

Mean comparisons (scale=0 to 100)

	W&M 2011	Carnegie Class	NSSE 2011
First-Year	32.5	28.0	27.8
Senior	52.0	39.8	40.4

Enriching Educational Experiences: Scaled items

NSSE Survey Item (In the current year...)	First-Year			Senior		
	WM	Carnegie	NSSE	WM	Carnegie	NSSE
Had serious conversations with students who are very different from you in terms of their religious beliefs, political opinions, or personal values (<i>% often, very often</i>)	74%	53%	55%	72%	53%	56%
Had serious conversations with students of a different race or ethnicity than your own (<i>% often, very often</i>)	71%	52%	52%	67%	54%	54%
Encouraging contact among students from different economic, social, and racial or ethnic backgrounds	73%	59%	61%	54%	49%	52%
Used electronic medium in assignment (<i>% often, very often</i>)	52%	56%	55%	67%	64%	63%
In typical week, hours spent participating in co-curricular activities (<i>mean: 2=1-5hrs/wk, 3=6-10 hrs/wk</i>)	3.11	2.25	2.24	3.18	2.09	2.12

Enriching Educational Experiences (proportion responding “Done” while at institution)

NSSE Survey Item	First-Year			Senior		
	WM	Carnegie	NSSE	WM	Carnegie	NSSE
Practicum, internship, field experience, co-op experience, or clinical assignment				63%	49%	50%
Study abroad				43%	14%	15%
Culminating senior experience				42%	32%	32%
Indep. Study/Self-designed major				26%	15%	17%
Community service/Volunteer work	44%	39%	39%	77%	58%	60%
Foreign language coursework	39%	20%	20%	64%	41%	40%
Participate in learning community/formal program where groups of students take two or more classes together	6%	24%	18%	21%	27%	27%

Individual Items from Survey: Time Usage

Scale (hours/week): 1=0 3=6-10 5=16-20 7=26-30
 2=1-5 4=11-15 6=21-25 8=30+

NSSE Survey Item	First-Year			Senior		
	WM	Carnegie	NSSE	WM	Carnegie	NSSE
Preparing for class	4.96	4.27	4.25	4.70	4.36	4.36
Relaxing and socializing	3.99	3.82	3.73	3.82	3.51	3.50
Participating in co-curricular activities	3.11	2.25	2.24	3.18	2.09	2.12
Commuting to class	1.97	2.32	2.27	1.96	2.44	2.39
Working for pay on campus	1.13	1.48	1.47	1.69	1.93	1.83
Working for pay off campus	1.11	1.98	2.15	1.67	3.38	3.51
Providing care for dependents living with you (parents, children, spouse, etc.)	1.04	1.67	1.86	1.18	2.36	2.44

Individual Items from Survey: Satisfaction

NSSE Survey Item	First-Year			Senior		
	WM	Carnegie	NSSE	WM	Carnegie	NSSE
How would you evaluate your entire educational experience at this institution? <i>(% good, excellent)</i>	95%	88%	89%	94%	85%	87%
If you could start over again, would you go to the same institution you are now attending? <i>(% probably yes, definitely yes)</i>	91%	86%	85%	87%	82%	83%