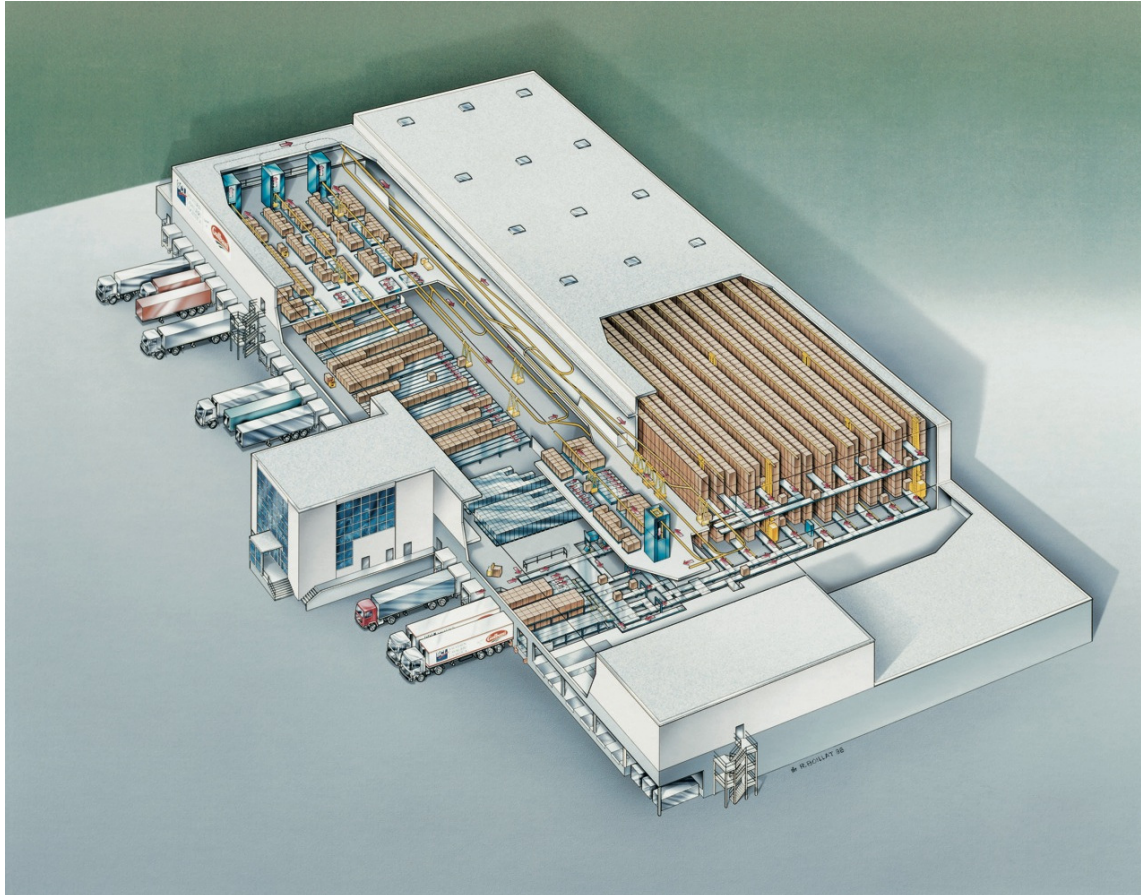


SWISSLOG

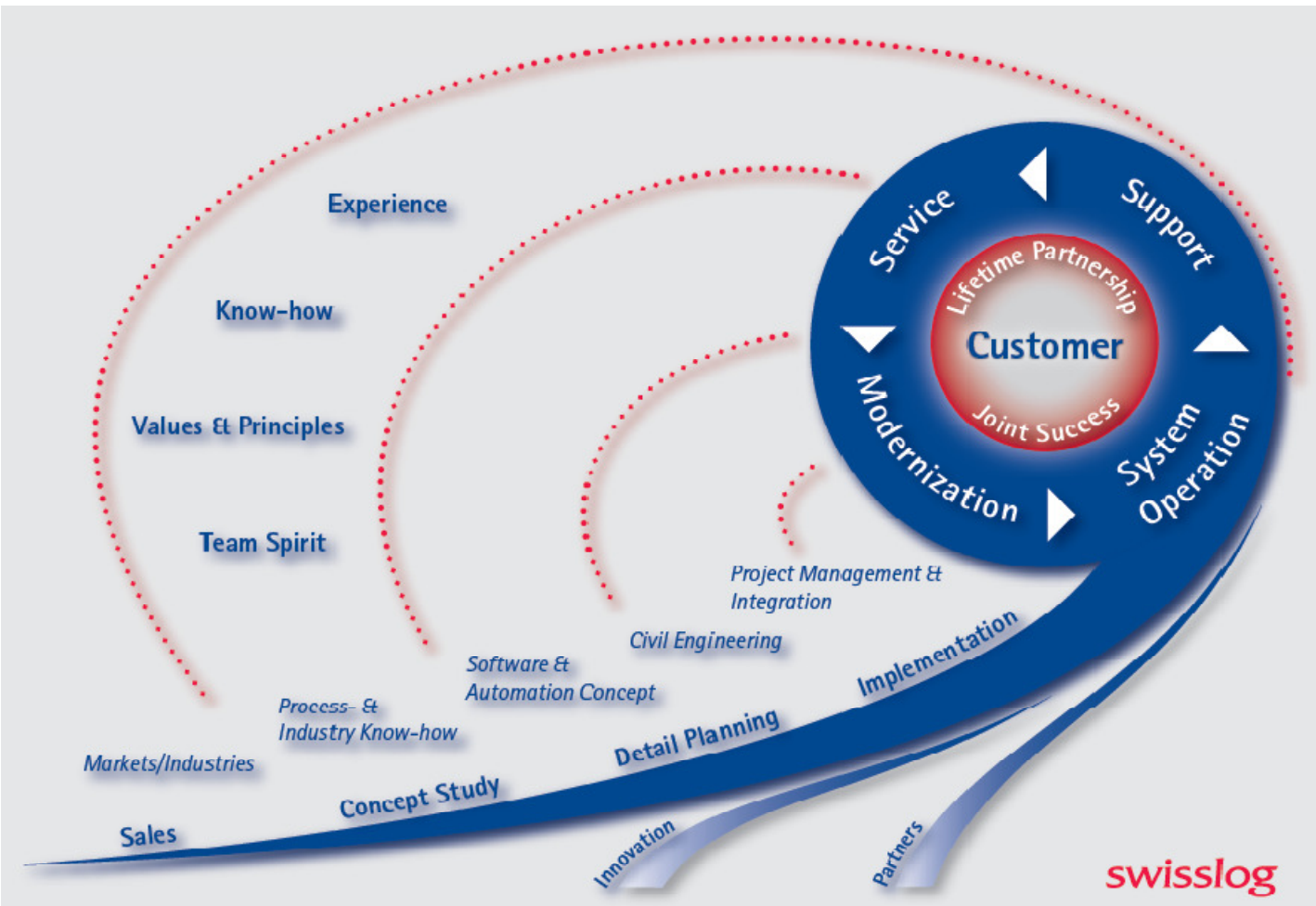


Swisslog is a leading provider of Warehouse and Distribution Solutions in the Food, Beverage and Retail Industries.

We deliver flexible, automatic and semi-automatic Logistics Solutions to insure our clients meet the changing demands of their customers in a profitable manner.

OUR BUSINESS MODEL

How do we work?



- Sales via Consultancy
- Integrator with own hardware, controls and Software products
- Strong in Design, Engineering and Implementation of integrated solutions
- Strong in Software of Integrated solutions with manual areas
- Lifetime partnership in Service, Support Parts, System Operation and Modernisation

SWISSLOG WAREHOUSE & DISTRIBUTION SOLUTIONS

2. Solutions

SERVICES

- Turn-Key Integrated Solutions
- Logistics Consulting
- Software Solutions
 - Warehouse Manager (WM)
 - Automation Manager (AM)
 - Visualization Software
- Implementation
 - General Contracting
- Maintenance & Operational Support
- Parts Support
- Moderization & Upgrades

WAREHOUSE & DISTRIBUTION SOLUTIONS

- Conveying & Sortation Systems
- Automatic Order Fulfillment Systems
- ASRS
- Miniload Systems
- AGV
- CaddyPick™

Leading Industry References



ABSOLUT®

WAL★MART



V&S

V&S Absolut Spirits

E.&J. Gallo Winery

Coca-Cola



P&G



Wawa

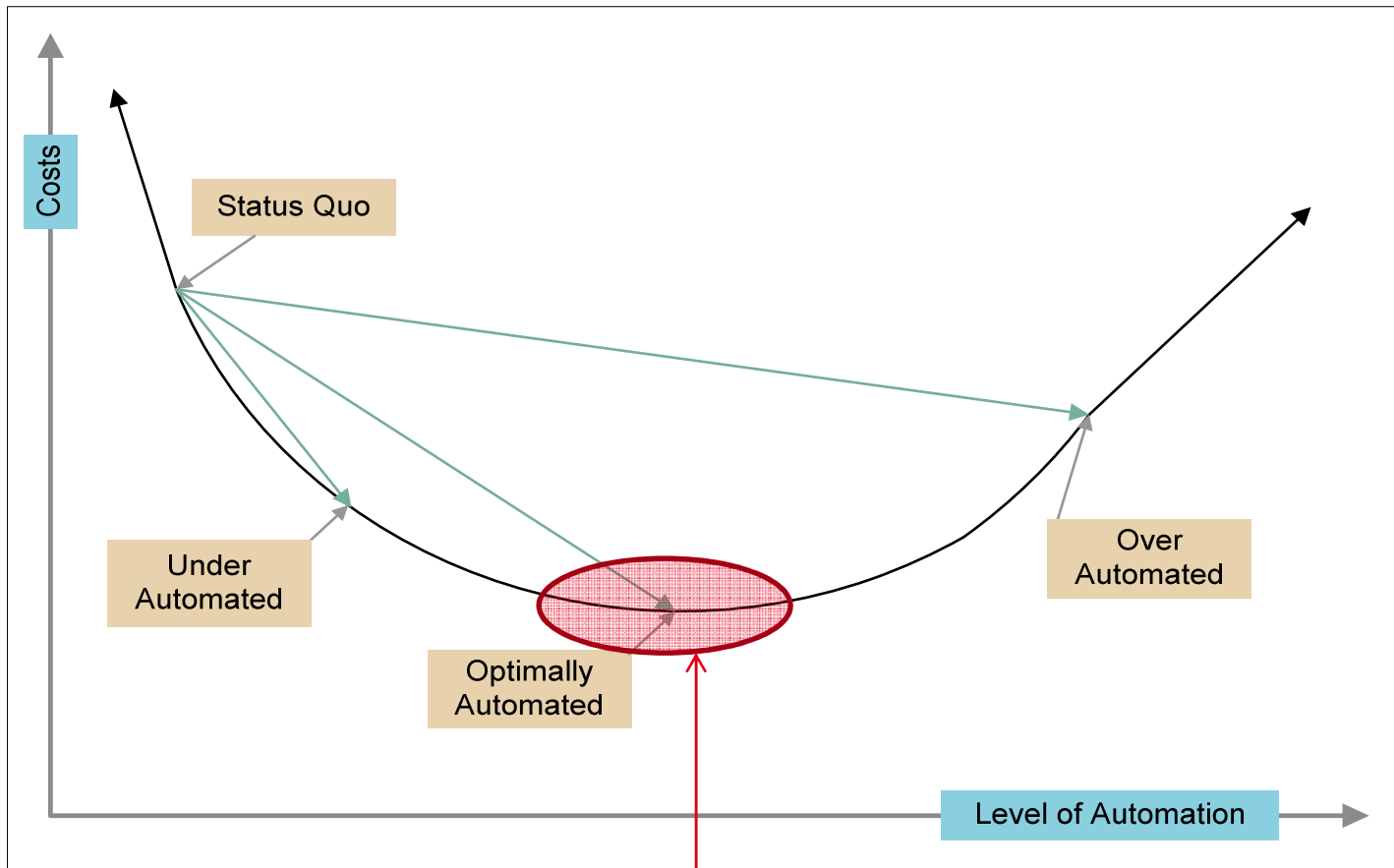


swisslog

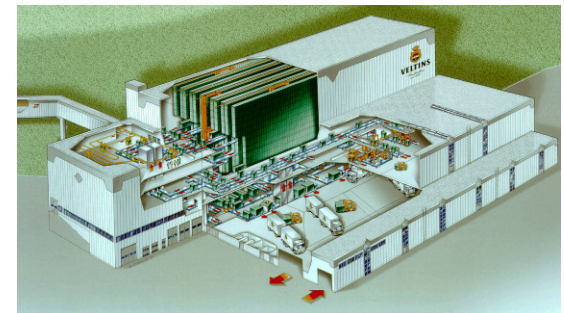
FINDING THE RIGHT SOLUTION

1. Solutions

Operational Information



- Swisslog's primary objective is to find the optimal solution for our clients, using the best type of equipment, controls and software



**Swisslog
solution
zone**



swisslog

WE ARE WHERE YOU ARE ... ALL OVER THE GLOBE

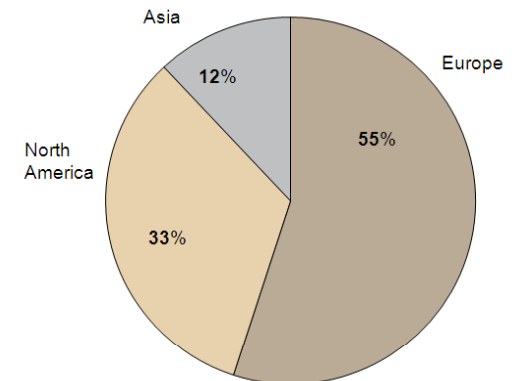
4. Global Strength

Where we are

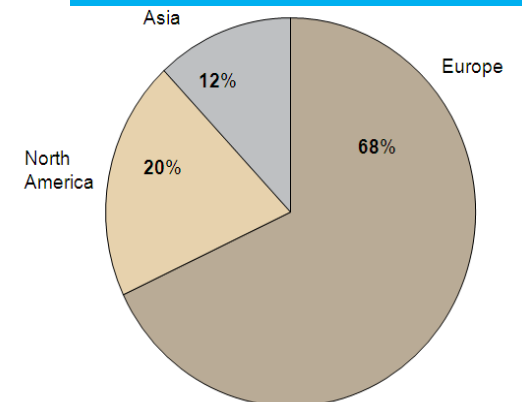


Plus many more support facilities around the globe

Net Sales \$ 700 mio



Personnel 2192



swisslog

SWISSLOG BENEFITS

(Includes examples in animation)

Warehouse Automation

- Reduced demand for direct labor - (3 people per 2 shift operation = 6 people total)
- Higher throughput possible via 24/7 365 operation potential
- Improved working environment – **less workmen's compensation expense**
- Lower product breakage – Pallets and cases are **safely** and **reliably** transported
- Accuracy not impacted by conditions (refrigerated/freezer)
- Smaller facility by using cube – very dense storage (25k sq ft building = 12,000 pallets)
- Less car parking space required due to less employees
 - Potential land site reduction due to smaller site footprint
- Potential tax benefits/Green Aspects/LEED

- **Example in animation: Manufacturing facility shipping 80 T/Ls per day**