



WILLIAM & MARY

DEAN OF STUDENTS OFFICE

FY 2017-2018

CAS Annual Report

Summary

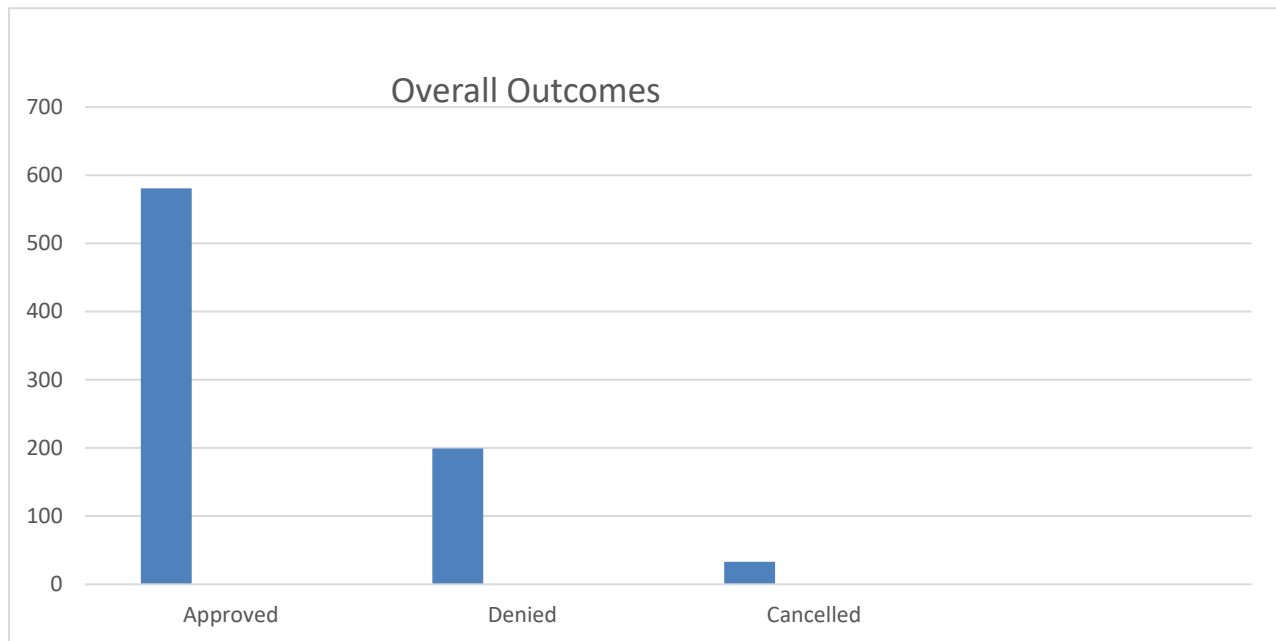
In the 2017-18 school year, the CAS committee reviewed 813 CAS petitions. CAS petitions included requests for the following actions:

- Appeal of a previous CAS decision
- Late Add
- Late Drop
- Late Withdrawal
- Medical underload (i.e. requesting to take less than 12 credits because of a medical purpose)
- Other, which included comments on the action
- Overload (i.e. requesting to take more than 19 credit hours)
- Partial Medical Withdrawal (i.e. withdrawal from certain but not all courses due to a medical purpose)
- Reinstatement to good standing
- Underload (i.e. requesting to take less than 12 credits).

The committee also reviewed 455 MRC petitions. In total, the committee reviewed 1,268 petitions from students this year. MRC petitions included requests for:

- Full withdrawal
- Partial Withdrawal
- Medical Clearance
- Partial Withdrawal to Underload
- Medical Clearance and Re-enrollment
- Retroactive Medical Withdrawal.

Overall CAS Outcomes

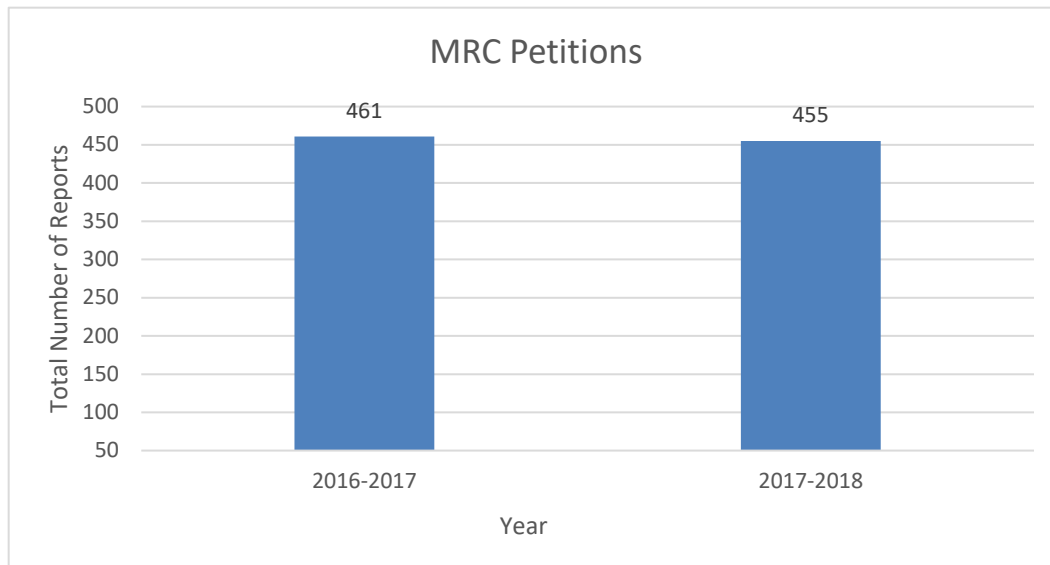


Overall Outcomes (CAS)		
Outcome	Number	% of Total
Approved	581	71.46%
Denied	199	24.47%
Cancelled	33	4.05%
Total	813	

Of the 813 CAS petitions reviewed by the committee, 581 were approved, 199 were denied, and 33 were cancelled.

*Cancelled – The student withdrew their petition

Overall MRC Outcomes



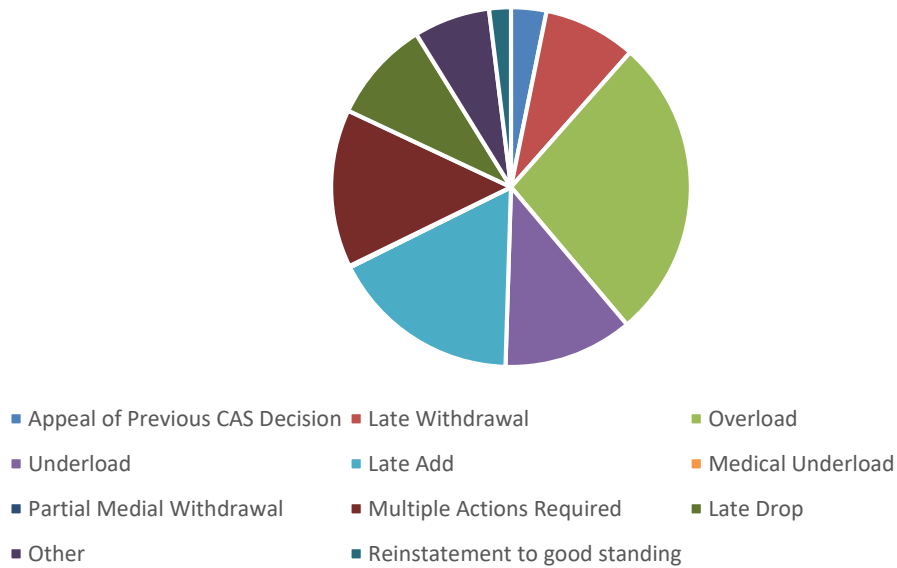
MRC Petitions		
	2016-2017	2017-2018
Total #	461	455
Growth	104.89%	-1.30%

Outcomes (MRC)	
Do Not Recommend	3
Recommend	1
Additional Information Requested	15
Denied	65
Approved	371
Pending	3

Of the 455 MRC petitions this year, 371 (81.53%) of them were approved, 65 (14.28%) were denied, 15 (32.96%) requested additional information, and 4 (0.87%) were deferred to CAS for decision with recommendation by MRC.

Care Reports by Calendar Year					
	2014	2015	2016	2017	2018 (to Date)
Total #	488	1106	1273	1098	1982
Growth (YOY)	11.61%	126.63%	15.09%	-13.75%	80.51%

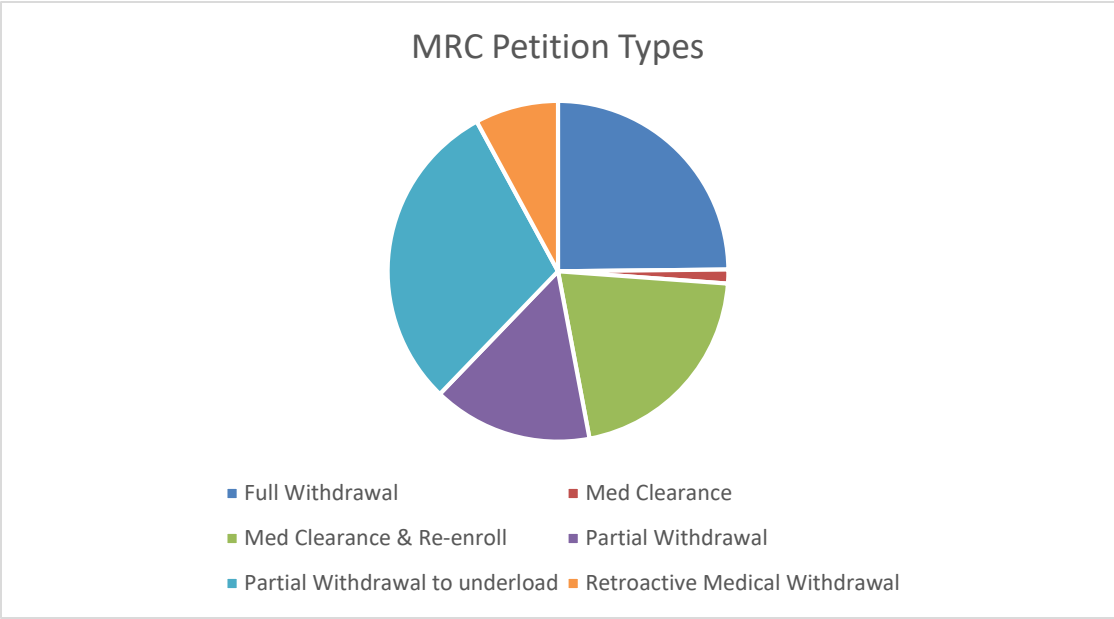
Total Number of Petitions by Type



Types of Petition	Total Number	% of total	Approved	Denied	Cancelled
Appeal of previous CAS Decision	26	3.18%	17	8	1
Late Add	140	17.15%	131	7	2
Late Drop	75	9.19%	62	6	7
Late Withdrawal	68	8.33%	45	19	4
Medical Underload	0	0%	0	0	0
Other (see comments)	58	6.86%	54	2	2
Overload	223	27.3%	93	125	5
Partial Medical Withdrawal	1	.12%	1	0	0
Reinstatement to good standing	16	1.96%	15	1	0
Underload	95	11.6%	73	17	5
Multiple Actions Requested	116	14.2%	94	14	8

**Petitions that requested several actions be taken*

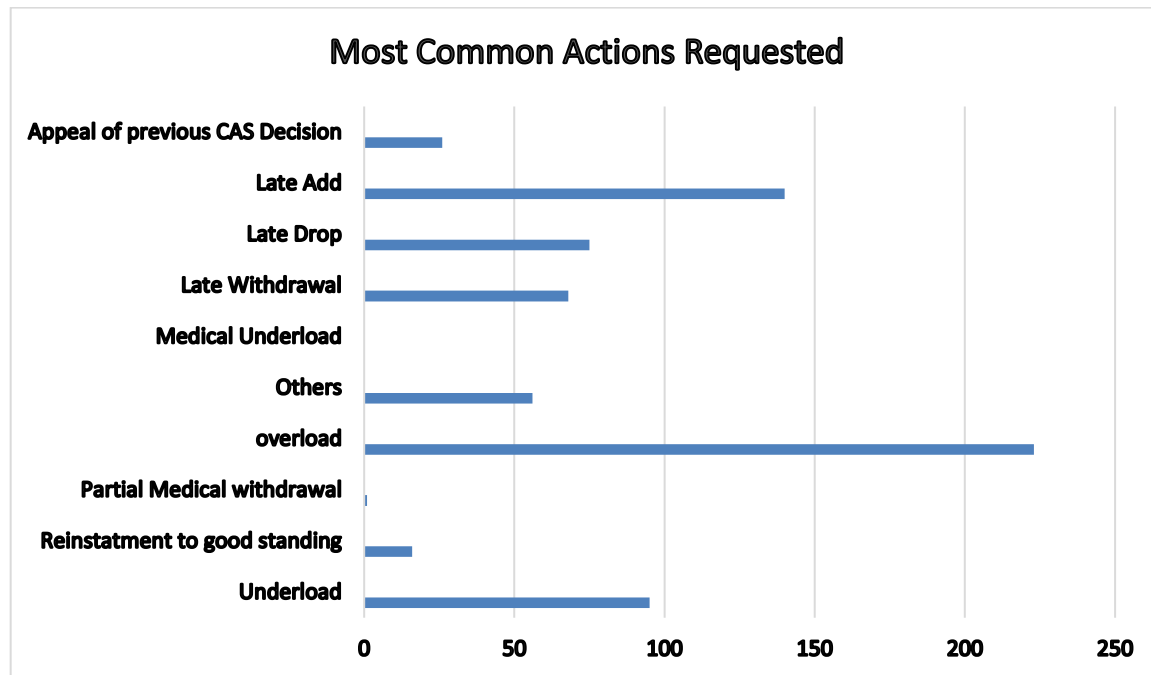
Of the 813 petitions reviewed by the CAS committee, the most common petition was Overload with 223 petitions. The next most common petitions were the Late Add with 140 petitions. The third most common were that requested multiple actions, which could be any combination of actions, with 116 petitions.



MRC Petition Types			
Full Withdrawal	113	Partial Withdrawal	69
Med Clearance	6	Partial Withdrawal to underload	136
Med Clearance & Re-enroll	95	Retroactive Medical Withdrawal	36

Of the 455 MRC petitions, 113 (24.83%) were for Full Medical Withdrawals, 6 (1.31%) were for Medical Clearance, 95 (20.87%) were for Medical Clearance & Re-enrollment, 69 (15.16%) were for Partial Withdrawal, 136 (29.89%) were for Partial Medical Withdrawal to Underload, and 36 (7.91%) were for Retroactive Medical Withdrawal.

Requested Actions



Requested Actions				
Type of Action	Number of Petitions	Approved	Denied	Cancelled
Appeal of Previous CAS Decision	26	17	8	1
Late Add	140	131	7	2
Late Drop	75	62	6	7
Late Withdrawal	68	45	19	4
Medical Underload	0	0	0	0
Other (see comments)	56	52	2	2
Overload	223	93	125	5
Partial Medical Withdrawal	1	1	0	0
Reinstatement to good standing	16	15	1	0
Underload	95	73	17	5

The most commonly requested action in CAS petitions was to overload credits. Of the 223 requests, 93 were approved. The second most commonly requested action was to Late Add a class. Of the 140 requests, 131 were approved. The third most common was to Underload from a class. Of the 95 requests, 73 were approved.

The other most requested actions in order of frequency are: late drop (75); late withdrawal (68); other (see comments) (56); appeal of a previous CAS decision (26); reinstatement to good standing (16); and partial medical withdrawal (1).