



WILLIAM & MARY

DEAN OF STUDENTS OFFICE

FY 2016-2017

CAS Annual Report

Summary

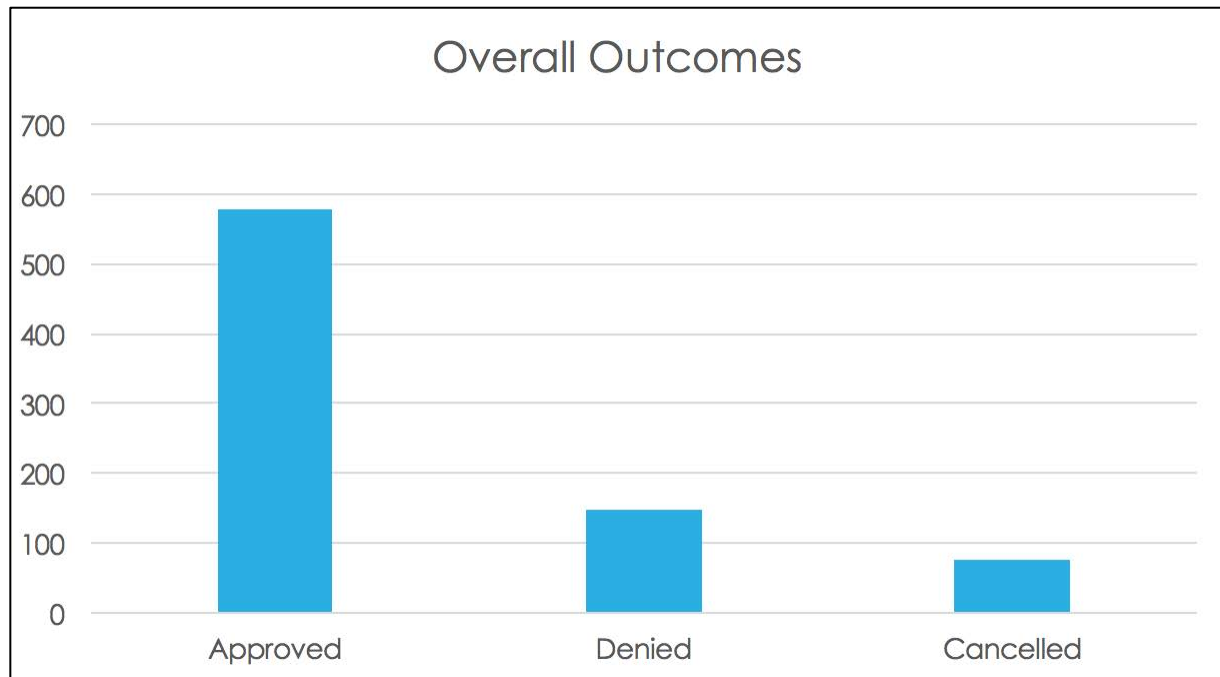
In the 2016-17 school year, the CAS committee reviewed 802 CAS petitions. CAS petitions included requests for the following actions:

- Appeal of a previous CAS decision
- Late Add
- Late Drop
- Late Withdrawal
- Medical underload (i.e. requesting to take less than 12 credits because of a medical purpose)
- Other, which included comments on the action
- Overload (i.e. requesting to take more than 19 credit hours)
- Partial Medical Withdrawal (i.e. withdrawal from certain but not all courses due to a medical purpose)
- Reinstatement to good standing
- Underload (i.e. requesting to take less than 12 credits).

The committee also reviewed 461 MRC petitions. In total, the committee reviewed 1,263 petitions from students this year. MRC petitions included requests for:

- Full withdrawal
- Partial Withdrawal
- Medical Clearance
- Partial Withdrawal to Underload
- Medical Clearance and Re-enrollment
- Retroactive Medical Withdrawal.

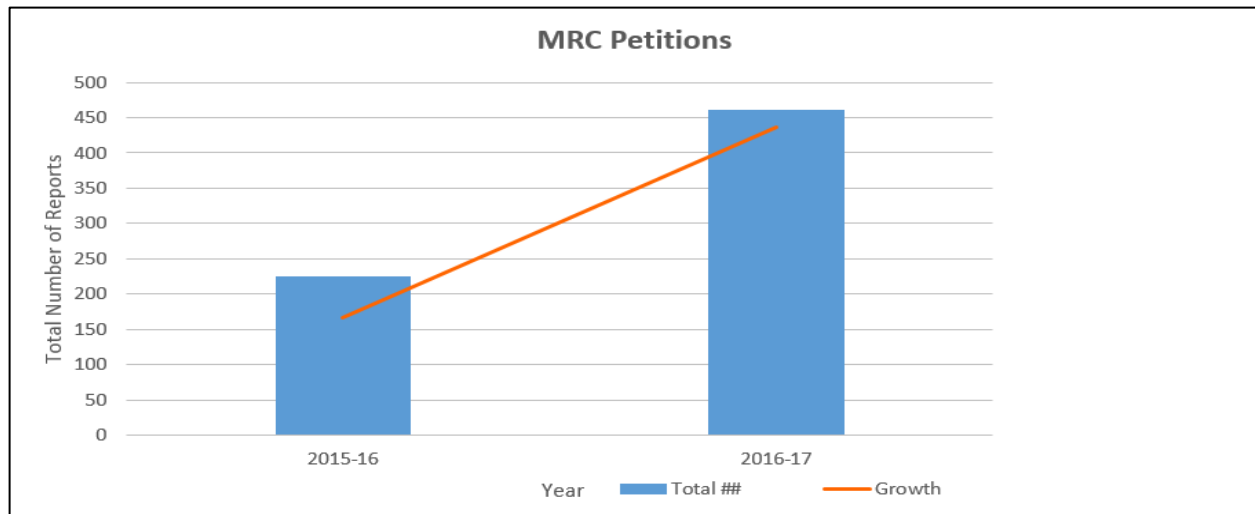
Overall CAS Outcomes



Overall Outcomes (CAS)		
Outcome	Number	% of Total
Approved	578	72.10%
Denied	147	18.30%
Cancelled	77	9.60%
	802	

Of the 802 CAS petitions reviewed by the committee, 578 were approved, 147 were denied, and 77 were cancelled.

Overall MRC Outcomes



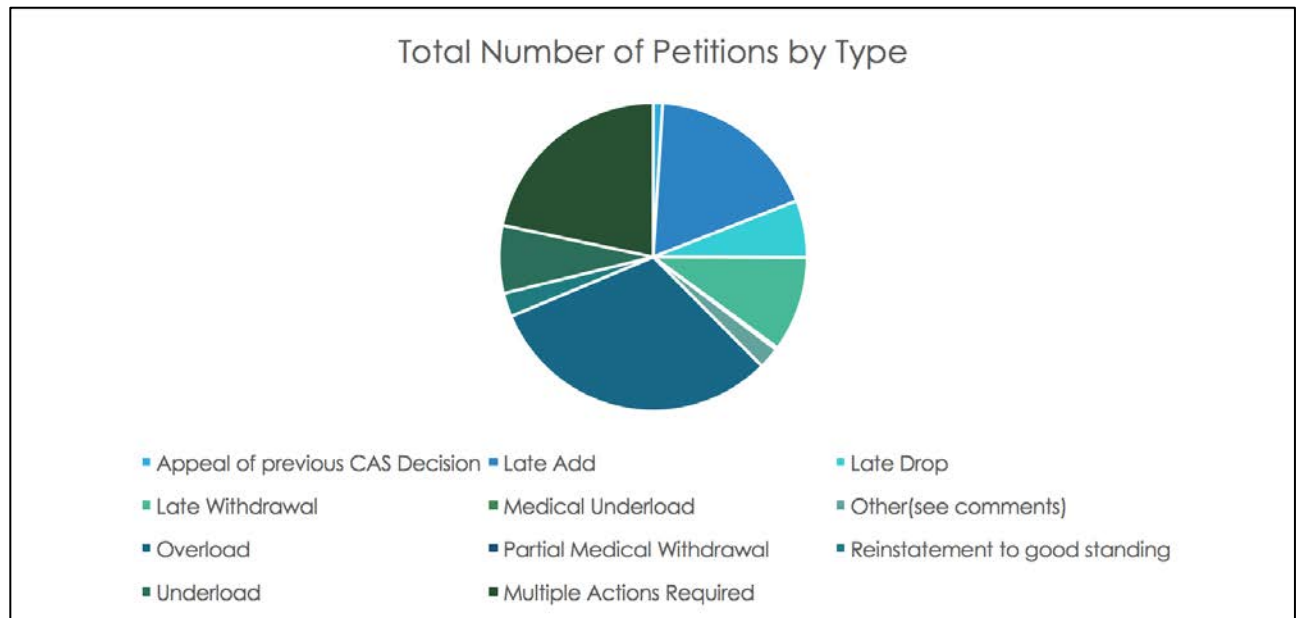
MRC Petitions		
	2015-16	2016-17
Total #	225	461
Growth	39.89%	104.89%

Outcomes (MRC)	
Do not Recommend	3
Recommend	2
Additional Information Requested	8
Denied	40
Approved	408

Of the 461 MRC petitions this year, 408 (88.5%) of them were approved, 40 (8.67%) were denied, 8 (1.74%) requested additional information, and 5 (1.09%) were deferred to CAS for decision with recommendation by MRC. These numbers are consistent with the increase in care reports.

Care Reports by Calendar Year					
	2013	2014	2015	2016	2017 (to Date)
Total #	474	488	1106	1273	1098*
Growth (YOY)	11.28%	11.61%	26.31%	30.29%	46.63%
*Data number taken from Audit Report for FY17					

Types of Petitions



Total Number and Types of Petitions (CAS)					
Type of petition	Total Number	% of total	Approved	Denied	Cancelled
Appeal of previous CAS Decision	8	1%	2	5	1
Late Add	145	18.10%	131	6	8
Late Drop	48	6%	35	9	4
Late Withdrawal	80	10%	62	11	7
Medical Underload	2	0.20%	2	0	0
Other(see comments)	18	2.20%	15	0	3
Overload	250	31.20%	162	70	18
Partial Medical Withdrawal	0	0%	0	0	0
Reinstatement to good standing	20	2.50%	10	4	6
Underload	57	7.10%	37	10	10
Multiple Actions Requested*	174	21.70%	122	32	20

*Petitions that requested several actions be taken

Of the 802 petitions reviewed by the CAS committee, the most common petition was Overload with 250 petitions. The next most common were petitions that requested multiple actions, which could be any combination of actions, with 174 petitions. The third most common were petitions for Late Add.

MRC Petition Types

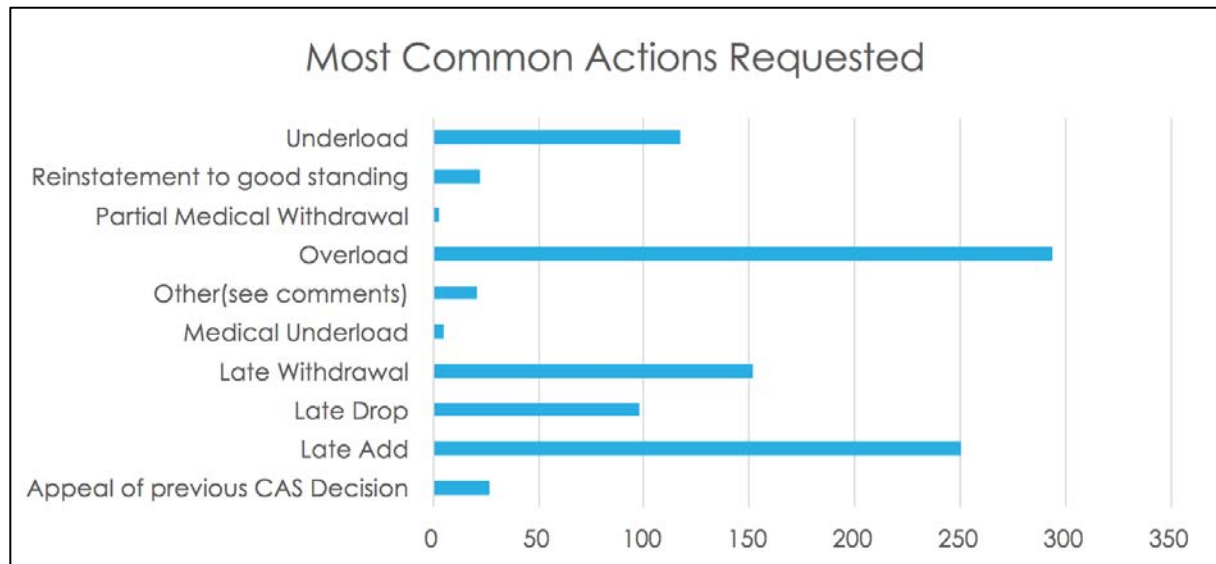


- Full Withdrawal
- Med Clearance
- Med Clearance & Reenroll
- Partial Withdrawal
- Partial Withdrawal to underload
- Retroactive Medical Withdrawal

MRC Petition Types			
Full Withdrawal	98	Partial Withdrawal	66
Med Clearance	5	Partial Withdrawal to underload	153
Med Clearance & Reenroll	101	Retroactive Medical Withdrawal	38

Of the 461 MRC petitions, 98 (21.26%) were for Full Medical Withdrawals, 5 (1.08%) were for Medical Clearance, 101 (21.9%) were for Medical Clearance and Re-enrollment, 66 (14.32%) were for Partial Withdrawal, 153 (33.19%) were for Partial Medical Withdrawal to Underload, and 38 (8.25%) were for Retroactive Medical Withdrawal.

Requested Actions



Requested Actions				
Type of Action	Number of petitions	Approved	Denied	Cancelled
Appeal of previous CAS Decision	27	10	15	2
Late Add	250	211	22	17
Late Drop	98	77	10	11
Late Withdrawal	152	110	24	18
Medical Underload	5	5	0	0
Other(see comments)	21	18	0	3
Overload	294	189	81	21
Partial Medical Withdrawal	3	3	0	0
Reinstatement to good standing	22	10	6	6
Underload	117	73	23	21

The most commonly requested action in CAS petitions was to overload credits. Of the 294 requests, 189 were approved. The second most commonly requested action was to Late Add a class. Of the 250 requests, 211 were approved. The third most common was to Late Withdrawal from a class. Of the 152 requests, 110 were approved.

The other most requested actions in order of frequency are: underload (117); late drop (98); appeal of a previous CAS decision (27); reinstatement to good standing (22); other (see comments) (21); medical underload (5); and partial medical withdrawal (3).